

## Item Statistics:

	Lugarreside	Transporte	estadocivil	Hijos	Jefamilia	Areaocuppadre	Areaocupmadre
Sample Size	562	563	562	562	564	531	552
Number Missing	3	2	3	3	1	34	13
Mean	2.12	3.25	1.02	0.01	1.68	5.09	4.95
Variance	3.66	3.15	0.04	0.01	0.82	14.79	10.05
Standard Deviation	1.91	1.78	0.20	0.07	0.90	3.85	3.17
Standard Error	0.08	0.07	0.01	0.00	0.04	0.17	0.13
Minimum	1.00	1.00	1.00	0.00	1.00	1.00	1.00
Maximum	7.00	6.00	3.00	1.00	6.00	11.00	11.00
Median	1.00	4.00	1.00	0.00	2.00	4.00	4.00
Range	6.00	5.00	2.00	1.00	5.00	10.00	10.00
Sum	1192.00	1832.00	574.00	3.00	947.00	2704.00	2732.00
Sum of Squares	4584.00	7734.00	608.00	3.00	2049.00	21606.00	19060.00
Skewness	1.31	0.18	9.52	13.61	2.83	0.47	0.42
Kurtosis	-0.01	-1.30	91.10	183.98	10.92	-1.50	-1.33
T Value	26.27	43.47	122.99	1.74	44.17	30.52	36.68
Mean Abs. Dev.	1.60	1.60	0.04	0.01	0.62	3.52	2.87
Percentile (25)	1.00	2.00	1.00	0.00	1.00	2.00	2.00
Percentile (50)	1.00	4.00	1.00	0.00	2.00	4.00	4.00
Percentile (75)	2.00	4.00	1.00	0.00	2.00	9.00	8.00
Inter Qrt. Range	1.00	2.00	0.00	0.00	1.00	7.00	6.00
Con. Interval (1%)	1.91	3.06	1.00	0.00	1.58	4.66	4.60
Con. Interval (5%)	1.96	3.11	1.01	0.00	1.60	4.77	4.68
Con. Interval (95%)	2.28	3.40	1.04	0.01	1.75	5.42	5.21
Con. Interval (99%)	2.33	3.45	1.04	0.01	1.78	5.52	5.30

	EstudPadre	EstudMadre	InstOpcion1	FAunicainst	FBcosto	FClocalizacion	FDprestigio
Sample Size	548	561	558	563	562	564	564
Number Missing	17	4	7	2	3	1	1
Mean	7.35	8.11	1.23	2.21	2.64	1.96	2.76
Variance	6.79	3.93	0.48	0.60	0.38	0.68	0.25
Standard Deviation	2.61	1.98	0.69	0.77	0.62	0.82	0.50
Standard Error	0.11	0.08	0.03	0.03	0.03	0.03	0.02
Minimum	1.00	1.00	1.00	1.00	1.00	1.00	1.00
Maximum	12.00	12.00	5.00	3.00	3.00	3.00	3.00
Median	8.00	9.00	1.00	2.00	3.00	2.00	3.00
Range	11.00	11.00	4.00	2.00	2.00	2.00	2.00
Sum	4028.00	4548.00	684.00	1242.00	1485.00	1107.00	1559.00
Sum of Squares	33322.00	39074.00	1106.00	3076.00	4139.00	2553.00	4451.00
Skewness	-0.82	-1.28	3.50	-0.37	-1.53	0.07	-2.05
Kurtosis	0.11	2.12	12.00	-1.24	1.14	-1.52	3.42
T Value	66.03	96.80	41.78	67.69	101.16	56.72	130.88
Mean Abs. Dev.	2.15	1.51	0.39	0.67	0.51	0.69	0.38
Percentile (25)	5.00	7.00	1.00	2.00	2.00	1.00	3.00
Percentile (50)	8.00	9.00	1.00	2.00	3.00	2.00	3.00
Percentile (75)	9.00	9.00	1.00	3.00	3.00	3.00	3.00
Inter Qrt. Range	4.00	2.00	0.00	1.00	1.00	2.00	0.00
Con. Interval (1%)	7.06	7.89	1.15	2.12	2.58	1.87	2.71
Con. Interval (5%)	7.13	7.94	1.17	2.14	2.59	1.89	2.72
Con. Interval (95%)	7.57	8.27	1.28	2.27	2.69	2.03	2.81
Con. Interval (99%)	7.64	8.32	1.30	2.29	2.71	2.05	2.82

	FFrecomenmae stros	FGrecomenorie nt	FHrecomenpad res	Fltrabajopr	FJamigos	FKtamanoReci nto	FLdeportes
Sample Size	563	563	561	560	561	564	562
Number Missing	2	2	4	5	4	1	3
Mean	2.19	2.05	2.44	1.24	1.59	2.28	1.53
Variance	0.58	0.63	0.50	0.33	0.51	0.51	0.50
Standard Deviation	0.76	0.80	0.70	0.58	0.71	0.72	0.70
Standard Error	0.03	0.03	0.03	0.02	0.03	0.03	0.03
Minimum	1.00	1.00	1.00	1.00	1.00	1.00	1.00
Maximum	3.00	3.00	3.00	3.00	3.00	3.00	3.00
Median	2.00	2.00	3.00	1.00	1.00	2.00	1.00
Range	2.00	2.00	2.00	2.00	2.00	2.00	2.00
Sum	1233.00	1153.00	1367.00	692.00	892.00	1287.00	859.00
Sum of Squares	3025.00	2717.00	3609.00	1042.00	1702.00	3225.00	1591.00
Skewness	-0.33	-0.09	-0.85	2.33	0.78	-0.47	0.96
Kurtosis	-1.20	-1.41	-0.55	4.00	-0.66	-0.95	-0.39
T Value	68.37	61.08	81.91	50.57	52.91	75.75	51.47
Mean Abs. Dev.	0.65	0.65	0.63	0.40	0.64	0.63	0.63
Percentile (25)	2.00	1.00	2.00	1.00	1.00	2.00	1.00
Percentile (50)	2.00	2.00	3.00	1.00	1.00	2.00	1.00
Percentile (75)	3.00	3.00	3.00	1.00	2.00	3.00	2.00
Inter Qrt. Range	1.00	2.00	1.00	0.00	1.00	1.00	1.00
Con. Interval (1%)	2.11	1.96	2.36	1.17	1.51	2.20	1.45
Con. Interval (5%)	2.13	1.98	2.38	1.19	1.53	2.22	1.47
Con. Interval (95%)	2.25	2.11	2.50	1.28	1.65	2.34	1.59
Con. Interval (99%)	2.27	2.13	2.51	1.30	1.67	2.36	1.60

	FMinggraduado	FNvisitasRecinto	FOtro	Fuentesprincipales	fuentessecundarias1	fuentessecundarias2	fuentessecundarias3
Sample Size	560	562	247	563	203	276	194
Number Missing	5	3	318	2	362	289	371
Mean	2.56	1.96	1.33	2.83	1.00	2.00	3.00
Variance	0.45	0.61	0.52	0.44	0.00	0.00	0.00
Standard Deviation	0.67	0.78	0.72	0.66	0.00	0.00	0.00
Standard Error	0.03	0.03	0.05	0.03	0.00	0.00	0.00
Minimum	1.00	1.00	1.00	1.00	1.00	2.00	3.00
Maximum	3.00	3.00	3.00	7.00	1.00	2.00	3.00
Median	3.00	2.00	1.00	3.00	1.00	2.00	3.00
Range	2.00	2.00	2.00	6.00	0.00	0.00	0.00
Sum	1436.00	1102.00	329.00	1591.00	203.00	552.00	582.00
Sum of Squares	3932.00	2502.00	565.00	4743.00	203.00	1104.00	1746.00
Skewness	-1.25	0.07	1.80	0.65	-	-	-
Kurtosis	0.27	-1.35	1.40	5.30	-	-	-
T Value	90.80	59.61	29.16	101.15	-	-	-
Mean Abs. Dev.	0.58	0.62	0.54	0.45	0.00	0.00	0.00
Percentile (25)	2.00	1.00	1.00	3.00	1.00	2.00	3.00
Percentile (50)	3.00	2.00	1.00	3.00	1.00	2.00	3.00
Percentile (75)	3.00	3.00	1.00	3.00	1.00	2.00	3.00
Inter Qrt. Range	1.00	2.00	0.00	0.00	0.00	0.00	0.00
Con. Interval (1%)	2.49	1.88	1.21	2.75	1.00	2.00	3.00
Con. Interval (5%)	2.51	1.90	1.24	2.77	1.00	2.00	3.00
Con. Interval (95%)	2.62	2.03	1.42	2.88	1.00	2.00	3.00
Con. Interval (99%)	2.64	2.05	1.45	2.90	1.00	2.00	3.00

	fuentessecunda rias4	fuentessecunda rias5	fuentessecunda rias6	fuentessecunda rias7	Confianza finan ciamiento	Planestrabajo	Trabajoactual
Sample Size	76	93	49	105	562	561	564
Number Missing	489	472	516	460	3	4	1
Mean	4.00	5.00	6.00	7.00	2.70	0.68	0.20
Variance	0.00	0.00	0.00	0.00	0.25	0.23	0.38
Standard Deviation	0.00	0.00	0.00	0.00	0.50	0.48	0.62
Standard Error	0.00	0.00	0.00	0.00	0.02	0.02	0.03
Minimum	4.00	5.00	6.00	7.00	1.00	0.00	0.00
Maximum	4.00	5.00	6.00	7.00	3.00	2.00	4.00
Median	4.00	5.00	6.00	7.00	3.00	1.00	0.00
Range	0.00	0.00	0.00	0.00	2.00	2.00	4.00
Sum	304.00	465.00	294.00	735.00	1519.00	383.00	115.00
Sum of Squares	1216.00	2325.00	1764.00	5145.00	4247.00	391.00	239.00
Skewness	-	-	-	-	-1.39	-0.59	3.40
Kurtosis	-	-	-	-	0.93	-1.15	11.92
T Value	-	-	-	-	127.64	33.62	7.83
Mean Abs. Dev.	0.00	0.00	0.00	0.00	0.43	0.44	0.36
Percentile (25)	4.00	5.00	6.00	7.00	2.00	0.00	0.00
Percentile (50)	4.00	5.00	6.00	7.00	3.00	1.00	0.00
Percentile (75)	4.00	5.00	6.00	7.00	3.00	1.00	0.00
Inter Qrt. Range	0.00	0.00	0.00	0.00	1.00	1.00	0.00
Con. Interval (1%)	4.00	5.00	6.00	7.00	2.65	0.63	0.14
Con. Interval (5%)	4.00	5.00	6.00	7.00	2.66	0.64	0.15
Con. Interval (95%)	4.00	5.00	6.00	7.00	2.74	0.72	0.25
Con. Interval (99%)	4.00	5.00	6.00	7.00	2.76	0.74	0.27

	Razontrabajo	Lugartrabajo	RelacionTrabyE st	CAhabitosh	CBmate	CCbiblio	CDhablarpublico
Sample Size	388	205	206	561	564	561	564
Number Missing	177	360	359	4	1	4	1
Mean	3.41	5.95	1.25	2.61	2.39	2.26	2.42
Variance	2.86	2.41	0.33	0.27	0.40	0.35	0.38
Standard Deviation	1.69	1.55	0.57	0.52	0.63	0.59	0.62
Standard Error	0.09	0.11	0.04	0.02	0.03	0.03	0.03
Minimum	1.00	1.00	1.00	1.00	1.00	1.00	1.00
Maximum	6.00	7.00	3.00	3.00	3.00	3.00	3.00
Median	3.00	7.00	1.00	3.00	2.00	2.00	2.00
Range	5.00	6.00	2.00	2.00	2.00	2.00	2.00
Sum	1322.00	1220.00	258.00	1463.00	1350.00	1268.00	1364.00
Sum of Squares	5612.00	7752.00	390.00	3965.00	3454.00	3064.00	3512.00
Skewness	0.49	-1.87	2.17	-0.75	-0.54	-0.16	-0.56
Kurtosis	-1.12	3.48	3.51	-0.75	-0.63	-0.53	-0.60
T Value	39.67	54.89	31.47	119.46	90.40	90.03	93.32
Mean Abs. Dev.	1.44	1.19	0.41	0.49	0.57	0.50	0.57
Percentile (25)	2.00	5.00	1.00	2.00	2.00	2.00	2.00
Percentile (50)	3.00	7.00	1.00	3.00	2.00	2.00	2.00
Percentile (75)	5.00	7.00	1.00	3.00	3.00	3.00	3.00
Inter Qrt. Range	3.00	2.00	0.00	1.00	1.00	1.00	1.00
Con. Interval (1%)	3.19	5.67	1.15	2.55	2.33	2.20	2.35
Con. Interval (5%)	3.24	5.74	1.17	2.57	2.34	2.21	2.37
Con. Interval (95%)	3.58	6.16	1.33	2.65	2.45	2.31	2.47
Con. Interval (99%)	3.63	6.23	1.35	2.66	2.46	2.32	2.49

	CEredacespa	CFcomprelect espa	CGoralingles	CHredacingles	Clcomprelecti ngles	CJconfacademi co	CKconfsocial
Sample Size	563	563	564	563	563	563	562
Number Missing	2	2	1	2	2	2	3
Mean	2.61	2.65	2.29	2.33	2.52	2.80	2.69
Variance	0.28	0.26	0.51	0.49	0.42	0.17	0.27
Standard Deviation	0.53	0.51	0.71	0.70	0.65	0.41	0.52
Standard Error	0.02	0.02	0.03	0.03	0.03	0.02	0.02
Minimum	1.00	1.00	1.00	1.00	1.00	1.00	1.00
Maximum	3.00	3.00	3.00	3.00	3.00	3.00	3.00
Median	3.00	3.00	2.00	2.00	3.00	3.00	3.00
Range	2.00	2.00	2.00	2.00	2.00	2.00	2.00
Sum	1467.00	1494.00	1293.00	1314.00	1420.00	1579.00	1513.00
Sum of Squares	3979.00	4110.00	3249.00	3344.00	3816.00	4523.00	4227.00
Skewness	-0.83	-1.01	-0.49	-0.57	-1.02	-1.77	-1.45
Kurtosis	-0.50	-0.20	-0.92	-0.83	-0.09	1.82	1.18
T Value	117.18	123.76	76.56	78.85	92.65	162.28	121.91
Mean Abs. Dev.	0.49	0.46	0.62	0.62	0.58	0.32	0.44
Percentile (25)	2.00	2.00	2.00	2.00	2.00	3.00	2.00
Percentile (50)	3.00	3.00	2.00	2.00	3.00	3.00	3.00
Percentile (75)	3.00	3.00	3.00	3.00	3.00	3.00	3.00
Inter Qrt. Range	1.00	1.00	1.00	1.00	1.00	0.00	1.00
Con. Interval (1%)	2.55	2.60	2.22	2.26	2.45	2.76	2.64
Con. Interval (5%)	2.56	2.61	2.23	2.28	2.47	2.77	2.65
Con. Interval (95%)	2.65	2.70	2.35	2.39	2.58	2.84	2.74
Con. Interval (99%)	2.66	2.71	2.37	2.41	2.59	2.85	2.75

	CLmetas	CMsaludemocio n	CNsaludfisica	COLiderazgo	CPcapacidadid entif	NivDomCompu	AccesoInternet 1
Sample Size	563	563	564	563	561	563	31
Number Missing	2	2	1	2	4	2	534
Mean	2.69	2.81	2.76	2.60	2.77	4.39	1.00
Variance	0.26	0.18	0.21	0.30	0.22	0.45	0.00
Standard Deviation	0.51	0.43	0.46	0.55	0.47	0.67	0.00
Standard Error	0.02	0.02	0.02	0.02	0.02	0.03	0.00
Minimum	1.00	1.00	1.00	1.00	1.00	1.00	1.00
Maximum	3.00	3.00	3.00	3.00	3.00	5.00	1.00
Median	3.00	3.00	3.00	3.00	3.00	4.00	1.00
Range	2.00	2.00	2.00	2.00	2.00	4.00	0.00
Sum	1512.00	1581.00	1557.00	1464.00	1553.00	2469.00	31.00
Sum of Squares	4208.00	4543.00	4417.00	3978.00	4423.00	11083.00	31.00
Skewness	-1.31	-2.10	-1.66	-0.98	-1.88	-0.85	-
Kurtosis	0.70	3.66	1.76	-0.07	2.72	0.65	-
T Value	124.45	155.43	142.79	111.83	139.41	154.37	-
Mean Abs. Dev.	0.45	0.32	0.37	0.51	0.37	0.60	0.00
Percentile (25)	2.00	3.00	3.00	2.00	3.00	4.00	1.00
Percentile (50)	3.00	3.00	3.00	3.00	3.00	4.00	1.00
Percentile (75)	3.00	3.00	3.00	3.00	3.00	5.00	1.00
Inter Qrt. Range	1.00	0.00	0.00	1.00	0.00	1.00	0.00
Con. Interval (1%)	2.63	2.76	2.71	2.54	2.72	4.31	1.00
Con. Interval (5%)	2.64	2.77	2.72	2.55	2.73	4.33	1.00
Con. Interval (95%)	2.73	2.84	2.80	2.65	2.81	4.44	1.00
Con. Interval (99%)	2.74	2.85	2.81	2.66	2.82	4.46	1.00



	AccesoInternet 2	AccesoInternet 3	AccesoInternet 4	AccesoInternet 5	AccesoInternet 6	Compuhogar	Compuhospeda je
Sample Size	47	181	234	73	41	561	557
Number Missing	518	384	331	492	524	4	8
Mean	2.00	3.00	4.00	5.00	6.00	1.03	0.30
Variance	0.00	0.00	0.00	0.00	0.00	0.03	0.26
Standard Deviation	0.00	0.00	0.00	0.00	0.00	0.16	0.51
Standard Error	0.00	0.00	0.00	0.00	0.00	0.01	0.02
Minimum	2.00	3.00	4.00	5.00	6.00	1.00	0.00
Maximum	2.00	3.00	4.00	5.00	6.00	2.00	2.00
Median	2.00	3.00	4.00	5.00	6.00	1.00	0.00
Range	0.00	0.00	0.00	0.00	0.00	1.00	2.00
Sum	94.00	543.00	936.00	365.00	246.00	576.00	167.00
Sum of Squares	188.00	1629.00	3744.00	1825.00	1476.00	606.00	197.00
Skewness	-	-	-	-	-	5.88	1.46
Kurtosis	-	-	-	-	-	32.73	1.19
T Value	-	-	-	-	-	150.62	13.76
Mean Abs. Dev.	0.00	0.00	0.00	0.00	0.00	0.05	0.44
Percentile (25)	2.00	3.00	4.00	5.00	6.00	1.00	0.00
Percentile (50)	2.00	3.00	4.00	5.00	6.00	1.00	0.00
Percentile (75)	2.00	3.00	4.00	5.00	6.00	1.00	1.00
Inter Qrt. Range	0.00	0.00	0.00	0.00	0.00	0.00	1.00
Con. Interval (1%)	2.00	3.00	4.00	5.00	6.00	1.01	0.24
Con. Interval (5%)	2.00	3.00	4.00	5.00	6.00	1.01	0.26
Con. Interval (95%)	2.00	3.00	4.00	5.00	6.00	1.04	0.34
Con. Interval (99%)	2.00	3.00	4.00	5.00	6.00	1.04	0.36

	InfoAword	InfoBpowerpoint	InfoCexcel	InfoDaccess	InfoEdigitaliza	InfoFdibujoelect	InfoGinternet
Sample Size	561	562	560	558	559	558	560
Number Missing	4	3	5	7	6	7	5
Mean	2.82	2.68	1.76	1.34	1.83	1.51	2.70
Variance	0.16	0.28	0.48	0.31	0.59	0.50	0.24
Standard Deviation	0.40	0.53	0.69	0.56	0.77	0.71	0.49
Standard Error	0.02	0.02	0.03	0.02	0.03	0.03	0.02
Minimum	1.00	1.00	1.00	1.00	1.00	1.00	1.00
Maximum	3.00	3.00	3.00	3.00	3.00	3.00	3.00
Median	3.00	3.00	2.00	1.00	2.00	1.00	3.00
Range	2.00	2.00	2.00	2.00	2.00	2.00	2.00
Sum	1581.00	1505.00	988.00	745.00	1023.00	844.00	1511.00
Sum of Squares	4547.00	4187.00	2012.00	1169.00	2201.00	1556.00	4213.00
Skewness	-1.98	-1.37	0.35	1.45	0.30	1.02	-1.26
Kurtosis	2.83	0.91	-0.90	1.13	-1.25	-0.32	0.47
T Value	165.17	120.12	60.20	56.37	56.36	50.45	129.45
Mean Abs. Dev.	0.30	0.46	0.59	0.48	0.65	0.63	0.43
Percentile (25)	3.00	2.00	1.00	1.00	1.00	1.00	2.00
Percentile (50)	3.00	3.00	2.00	1.00	2.00	1.00	3.00
Percentile (75)	3.00	3.00	2.00	2.00	2.00	2.00	3.00
Inter Qrt. Range	0.00	1.00	1.00	1.00	1.00	1.00	1.00
Con. Interval (1%)	2.77	2.62	1.69	1.27	1.75	1.44	2.64
Con. Interval (5%)	2.78	2.63	1.71	1.29	1.77	1.45	2.66
Con. Interval (95%)	2.85	2.72	1.82	1.38	1.89	1.57	2.74
Con. Interval (99%)	2.86	2.74	1.84	1.40	1.91	1.59	2.75

	InfoHchat	InfoBibliolinea	InfoJemail	InfoKhtml	MetaAhabintele ct	MetaBgradouni v	MetaCprofesion
Sample Size	561	559	560	560	560	563	561
Number Missing	4	6	5	5	5	2	4
Mean	2.83	1.55	2.92	1.37	3.77	3.94	3.93
Variance	0.20	0.48	0.08	0.38	0.22	0.07	0.09
Standard Deviation	0.45	0.69	0.27	0.62	0.47	0.26	0.30
Standard Error	0.02	0.03	0.01	0.03	0.02	0.01	0.01
Minimum	1.00	1.00	2.00	1.00	2.00	1.00	1.00
Maximum	3.00	3.00	3.00	3.00	4.00	4.00	4.00
Median	3.00	1.00	3.00	1.00	4.00	4.00	4.00
Range	2.00	2.00	1.00	2.00	2.00	3.00	3.00
Sum	1587.00	867.00	1634.00	768.00	2111.00	2220.00	2206.00
Sum of Squares	4601.00	1613.00	4810.00	1268.00	8083.00	8792.00	8724.00
Skewness	-2.66	0.87	-3.05	1.45	-1.92	-5.59	-5.18
Kurtosis	6.52	-0.49	7.34	0.93	2.92	40.10	31.76
T Value	150.11	52.88	251.25	52.36	188.43	358.96	313.50
Mean Abs. Dev.	0.29	0.62	0.15	0.52	0.37	0.11	0.13
Percentile (25)	3.00	1.00	3.00	1.00	4.00	4.00	4.00
Percentile (50)	3.00	1.00	3.00	1.00	4.00	4.00	4.00
Percentile (75)	3.00	2.00	3.00	2.00	4.00	4.00	4.00
Inter Qrt. Range	0.00	1.00	0.00	1.00	0.00	0.00	0.00
Con. Interval (1%)	2.78	1.48	2.89	1.30	3.72	3.91	3.90
Con. Interval (5%)	2.79	1.49	2.90	1.32	3.73	3.92	3.91
Con. Interval (95%)	2.87	1.61	2.94	1.42	3.81	3.96	3.96
Con. Interval (99%)	2.88	1.63	2.95	1.44	3.82	3.97	3.96

	MetaDvocacion	MetaEtecnicaso cup	MetaFempleo	MetaGestgradu ado	MetaHconocerg ente	Metalanalisiscrit ico	MetaJconfianza ensi
Sample Size	562	564	562	564	561	561	564
Number Missing	3	1	3	1	4	4	1
Mean	3.64	3.85	3.65	3.84	2.99	3.11	3.62
Variance	0.45	0.15	0.49	0.19	0.66	0.86	0.45
Standard Deviation	0.67	0.39	0.70	0.43	0.81	0.93	0.67
Standard Error	0.03	0.02	0.03	0.02	0.03	0.04	0.03
Minimum	1.00	1.00	1.00	1.00	1.00	1.00	1.00
Maximum	4.00	4.00	4.00	4.00	4.00	4.00	4.00
Median	4.00	4.00	4.00	4.00	3.00	3.00	4.00
Range	3.00	3.00	3.00	3.00	3.00	3.00	3.00
Sum	2044.00	2174.00	2052.00	2165.00	1678.00	1746.00	2041.00
Sum of Squares	7688.00	8466.00	7768.00	8415.00	5390.00	5916.00	7639.00
Skewness	-2.06	-2.88	-2.20	-3.00	-0.22	-0.60	-1.79
Kurtosis	4.20	9.47	4.50	10.36	-0.91	-0.80	2.76
T Value	128.15	234.11	123.49	211.78	87.04	79.46	128.19
Mean Abs. Dev.	0.53	0.25	0.53	0.28	0.62	0.78	0.54
Percentile (25)	3.00	4.00	4.00	4.00	2.00	2.00	3.00
Percentile (50)	4.00	4.00	4.00	4.00	3.00	3.00	4.00
Percentile (75)	4.00	4.00	4.00	4.00	4.00	4.00	4.00
Inter Qrt. Range	1.00	0.00	0.00	0.00	2.00	2.00	1.00
Con. Interval (1%)	3.56	3.81	3.58	3.79	2.90	3.01	3.55
Con. Interval (5%)	3.58	3.82	3.59	3.80	2.92	3.04	3.56
Con. Interval (95%)	3.69	3.89	3.71	3.87	3.06	3.19	3.67
Con. Interval (99%)	3.71	3.90	3.73	3.89	3.08	3.21	3.69

	MetaKliderazgo	MetaLdialogo	MetaMindependencia	MetaNautoestima	MetaOservirsociedad	MetaPaprecioarte	MetaQposeconomica
Sample Size	564	563	562	562	561	559	563
Number Missing	1	2	3	3	4	6	2
Mean	3.54	3.45	3.68	3.17	3.66	3.22	3.44
Variance	0.49	0.55	0.36	0.88	0.37	0.78	0.58
Standard Deviation	0.70	0.74	0.60	0.94	0.61	0.88	0.76
Standard Error	0.03	0.03	0.03	0.04	0.03	0.04	0.03
Minimum	1.00	1.00	1.00	1.00	1.00	1.00	1.00
Maximum	4.00	4.00	4.00	4.00	4.00	4.00	4.00
Median	4.00	4.00	4.00	3.00	4.00	3.00	4.00
Range	3.00	3.00	3.00	3.00	3.00	3.00	3.00
Sum	1999.00	1944.00	2067.00	1779.00	2055.00	1801.00	1939.00
Sum of Squares	7363.00	7022.00	7807.00	6127.00	7737.00	6235.00	7003.00
Skewness	-1.44	-1.24	-1.95	-0.79	-1.87	-0.78	-1.24
Kurtosis	1.37	0.94	3.64	-0.50	3.27	-0.47	0.82
T Value	119.81	110.40	144.34	79.84	141.91	86.52	107.46
Mean Abs. Dev.	0.60	0.64	0.48	0.79	0.49	0.75	0.65
Percentile (25)	3.00	3.00	3.00	3.00	3.00	3.00	3.00
Percentile (50)	4.00	4.00	4.00	3.00	4.00	3.00	4.00
Percentile (75)	4.00	4.00	4.00	4.00	4.00	4.00	4.00
Inter Qrt. Range	1.00	1.00	1.00	1.00	1.00	1.00	1.00
Con. Interval (1%)	3.47	3.37	3.61	3.06	3.60	3.13	3.36
Con. Interval (5%)	3.49	3.39	3.63	3.09	3.61	3.15	3.38
Con. Interval (95%)	3.60	3.51	3.73	3.24	3.71	3.29	3.51
Con. Interval (99%)	3.62	3.53	3.74	3.27	3.73	3.32	3.53

	MetaRusocomp u	MetaSusoteco	FacAdmision	FacInteresa	InstBach	NivEstudioAspir a	Numcursosxse m
Sample Size	564	561	550	565	563	562	559
Number Missing	1	4	15	0	2	3	6
Mean	3.01	3.16	4.06	3.81	1.15	5.28	3.27
Variance	0.85	0.73	4.41	4.64	0.39	2.38	0.40
Standard Deviation	0.92	0.85	2.10	2.16	0.62	1.54	0.63
Standard Error	0.04	0.04	0.09	0.09	0.03	0.07	0.03
Minimum	1.00	1.00	1.00	1.00	1.00	1.00	1.00
Maximum	4.00	4.00	8.00	9.00	5.00	7.00	4.00
Median	3.00	3.00	3.00	3.00	1.00	6.00	3.00
Range	3.00	3.00	7.00	8.00	4.00	6.00	3.00
Sum	1699.00	1771.00	2231.00	2152.00	647.00	2967.00	1826.00
Sum of Squares	5599.00	5999.00	11469.00	10816.00	963.00	16997.00	6186.00
Skewness	-0.50	-0.63	0.47	0.87	4.71	-0.76	-0.45
Kurtosis	-0.77	-0.54	-0.64	0.13	22.29	-0.38	0.19
T Value	77.41	87.58	45.32	42.01	43.63	81.19	122.64
Mean Abs. Dev.	0.73	0.71	1.70	1.66	0.28	1.24	0.53
Percentile (25)	2.00	3.00	3.00	3.00	1.00	5.00	3.00
Percentile (50)	3.00	3.00	3.00	3.00	1.00	6.00	3.00
Percentile (75)	4.00	4.00	6.00	5.00	1.00	7.00	4.00
Inter Qrt. Range	2.00	1.00	3.00	2.00	0.00	2.00	1.00
Con. Interval (1%)	2.91	3.06	3.83	3.58	1.08	5.11	3.20
Con. Interval (5%)	2.94	3.09	3.88	3.63	1.10	5.15	3.21
Con. Interval (95%)	3.09	3.23	4.23	3.99	1.20	5.41	3.32
Con. Interval (99%)	3.11	3.25	4.29	4.04	1.22	5.45	3.34

	TiempocompBa ch	ActAasignacion es	ActBsocializar	ActCfiestas	ActDhablarmae st	ActEdeportes	ActFtareashoga r
Sample Size	563	557	556	557	554	555	560
Number Missing	2	8	9	8	11	10	5
Mean	2.12	2.93	3.30	2.15	1.99	2.24	2.41
Variance	0.38	1.13	1.40	1.00	0.68	1.29	0.66
Standard Deviation	0.61	1.06	1.18	1.00	0.83	1.14	0.82
Standard Error	0.03	0.05	0.05	0.04	0.04	0.05	0.03
Minimum	1.00	1.00	1.00	1.00	1.00	1.00	1.00
Maximum	5.00	5.00	5.00	5.00	5.00	5.00	5.00
Median	2.00	3.00	3.00	2.00	2.00	2.00	2.00
Range	4.00	4.00	4.00	4.00	4.00	4.00	4.00
Sum	1192.00	1632.00	1836.00	1200.00	1102.00	1242.00	1351.00
Sum of Squares	2736.00	5412.00	6838.00	3144.00	2570.00	3496.00	3631.00
Skewness	0.76	0.65	0.20	0.96	1.14	0.88	0.86
Kurtosis	1.98	-0.67	-1.24	0.73	2.00	0.09	0.82
T Value	81.74	64.95	65.88	50.72	56.63	46.35	70.01
Mean Abs. Dev.	0.40	0.87	1.03	0.75	0.51	0.90	0.67
Percentile (25)	2.00	2.00	2.00	1.00	1.00	1.00	2.00
Percentile (50)	2.00	3.00	3.00	2.00	2.00	2.00	2.00
Percentile (75)	2.00	4.00	4.00	3.00	2.00	3.00	3.00
Inter Qrt. Range	0.00	2.00	2.00	2.00	1.00	2.00	1.00
Con. Interval (1%)	2.05	2.81	3.17	2.04	1.90	2.11	2.32
Con. Interval (5%)	2.07	2.84	3.20	2.07	1.92	2.14	2.34
Con. Interval (95%)	2.17	3.02	3.40	2.24	2.06	2.33	2.48
Con. Interval (99%)	2.18	3.05	3.43	2.26	2.08	2.36	2.50

	ActGvoluntariad o	ActHclubes	Actltelevisi3n	ActJlecturanocl ase	ActKjuegosvide o	ActLreligion	ActMinternet
Sample Size	558	558	559	557	557	558	556
Number Missing	7	7	6	8	8	7	9
Mean	2.29	2.05	2.61	2.30	2.08	1.91	3.33
Variance	1.56	1.32	1.30	1.39	1.35	1.08	1.46
Standard Deviation	1.25	1.15	1.14	1.18	1.16	1.04	1.21
Standard Error	0.05	0.05	0.05	0.05	0.05	0.04	0.05
Minimum	1.00	1.00	1.00	1.00	1.00	1.00	1.00
Maximum	5.00	5.00	5.00	5.00	5.00	5.00	5.00
Median	2.00	2.00	2.00	2.00	2.00	2.00	3.00
Range	4.00	4.00	4.00	4.00	4.00	4.00	4.00
Sum	1278.00	1142.00	1460.00	1282.00	1157.00	1064.00	1852.00
Sum of Squares	3794.00	3074.00	4540.00	3726.00	3155.00	2630.00	6978.00
Skewness	1.00	1.13	0.64	0.94	1.06	1.34	0.08
Kurtosis	0.07	0.54	-0.32	0.12	0.38	1.43	-1.24
T Value	43.37	42.03	54.11	46.00	42.16	43.36	65.05
Mean Abs. Dev.	0.98	0.85	0.95	0.93	0.89	0.75	1.06
Percentile (25)	1.00	1.00	2.00	1.00	1.00	1.00	2.00
Percentile (50)	2.00	2.00	2.00	2.00	2.00	2.00	3.00
Percentile (75)	3.00	3.00	3.00	3.00	3.00	2.00	4.00
Inter Qrt. Range	2.00	2.00	1.00	2.00	2.00	1.00	2.00
Con. Interval (1%)	2.15	1.92	2.49	2.17	1.95	1.79	3.20
Con. Interval (5%)	2.19	1.95	2.52	2.20	1.98	1.82	3.23
Con. Interval (95%)	2.39	2.14	2.71	2.40	2.17	1.99	3.43
Con. Interval (99%)	2.43	2.17	2.74	2.43	2.20	2.02	3.46



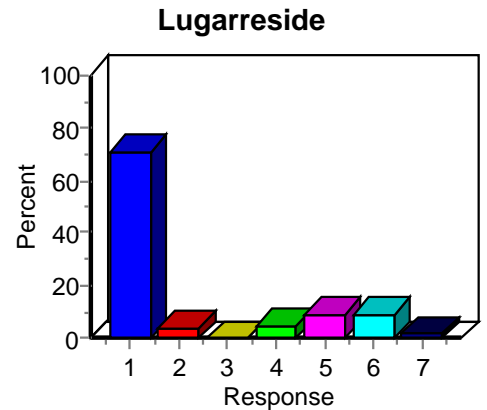
	ProbAcambioco ncen	ProbBcambioca rrera	ProbCconsejo	ProbDequipoatl etico	ProbEclubes	ProbFvoluntaria do	ProbGintercam bio
Sample Size	562	556	561	561	561	560	562
Number Missing	3	9	4	4	4	5	3
Mean	2.34	2.08	2.45	1.88	2.89	2.81	3.15
Variance	1.21	0.92	0.88	0.96	0.83	0.76	0.97
Standard Deviation	1.10	0.96	0.94	0.98	0.91	0.87	0.99
Standard Error	0.05	0.04	0.04	0.04	0.04	0.04	0.04
Minimum	1.00	1.00	1.00	1.00	1.00	1.00	1.00
Maximum	4.00	4.00	4.00	4.00	4.00	4.00	4.00
Median	2.00	2.00	2.00	2.00	3.00	3.00	3.00
Range	3.00	3.00	3.00	3.00	3.00	3.00	3.00
Sum	1316.00	1157.00	1375.00	1056.00	1619.00	1576.00	1770.00
Sum of Squares	3760.00	2921.00	3861.00	2528.00	5135.00	4862.00	6120.00
Skewness	0.32	0.61	0.04	0.84	-0.39	-0.32	-0.89
Kurtosis	-1.21	-0.55	-0.88	-0.40	-0.70	-0.58	-0.36
T Value	50.48	51.02	62.00	45.39	75.20	76.23	75.72
Mean Abs. Dev.	0.95	0.74	0.81	0.80	0.72	0.70	0.81
Percentile (25)	1.00	1.00	2.00	1.00	2.00	2.00	3.00
Percentile (50)	2.00	2.00	2.00	2.00	3.00	3.00	3.00
Percentile (75)	3.00	3.00	3.00	2.00	4.00	3.00	4.00
Inter Qrt. Range	2.00	2.00	1.00	1.00	2.00	1.00	1.00
Con. Interval (1%)	2.22	1.98	2.35	1.78	2.79	2.72	3.04
Con. Interval (5%)	2.25	2.00	2.37	1.80	2.81	2.74	3.07
Con. Interval (95%)	2.43	2.16	2.53	1.96	2.96	2.89	3.23
Con. Interval (99%)	2.46	2.19	2.55	1.99	2.98	2.91	3.26

	ProbHSatisAdm ision	Problpromedioa b	ProbJconcejeri a	ProbKprofesore sfueraclase	UID	IP	Hora
Sample Size	559	562	561	562	565	565	565
Number Missing	6	3	4	3	0	0	0
Mean	3.59	3.77	2.82	3.19	-	-	-
Variance	0.53	0.19	0.78	0.54	-	-	-
Standard Deviation	0.73	0.43	0.88	0.74	-	-	-
Standard Error	0.03	0.02	0.04	0.03	-	-	-
Minimum	1.00	2.00	1.00	1.00	-	-	-
Maximum	4.00	4.00	4.00	4.00	-	-	-
Median	4.00	4.00	3.00	3.00	-	-	-
Range	3.00	2.00	3.00	3.00	-	-	-
Sum	2007.00	2121.00	1584.00	1794.00	-	-	-
Sum of Squares	7501.00	8109.00	4908.00	6030.00	-	-	-
Skewness	-2.00	-1.51	-0.15	-0.51	-	-	-
Kurtosis	3.81	0.86	-0.88	-0.38	-	-	-
T Value	116.71	207.50	75.83	102.93	-	-	-
Mean Abs. Dev.	0.57	0.35	0.74	0.60	-	-	-
Percentile (25)	3.00	4.00	2.00	3.00	-	-	-
Percentile (50)	4.00	4.00	3.00	3.00	-	-	-
Percentile (75)	4.00	4.00	4.00	4.00	-	-	-
Inter Qrt. Range	1.00	0.00	2.00	1.00	-	-	-
Con. Interval (1%)	3.51	3.73	2.73	3.11	-	-	-
Con. Interval (5%)	3.53	3.74	2.75	3.13	-	-	-
Con. Interval (95%)	3.65	3.81	2.90	3.25	-	-	-
Con. Interval (99%)	3.67	3.82	2.92	3.27	-	-	-

	Fecha
Sample Size	565
Number Missing	0
Mean	-
Variance	-
Standard Deviation	-
Standard Error	-
Minimum	-
Maximum	-
Median	-
Range	-
Sum	-
Sum of Squares	-
Skewness	-
Kurtosis	-
T Value	-
Mean Abs. Dev.	-
Percentile (25)	-
Percentile (50)	-
Percentile (75)	-
Inter Qrt. Range	-
Con. Interval (1%)	-
Con. Interval (5%)	-
Con. Interval (95%)	-
Con. Interval (99%)	-

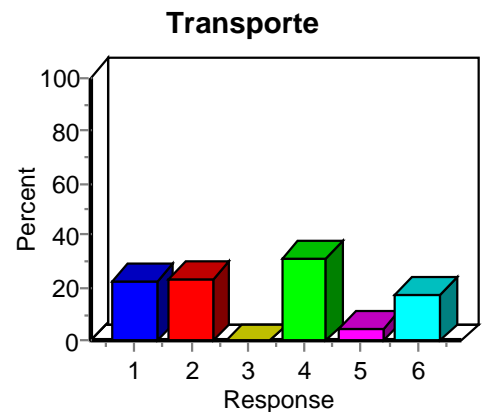
**Item Analysis: ¿Dónde reside mientras estudia en el Recinto de Río Piedras? <br> (Seleccione sólo una alternativa)**

Label	Value	Frequency	Percent
1	1	399	70.62
2	2	23	4.07
3	3	0	0.00
4	4	27	4.78
5	5	50	8.85
6	6	52	9.20
7	7	11	1.95
Total Valid		562	99.47
Total Missing		-1	3
Total		565	100.00



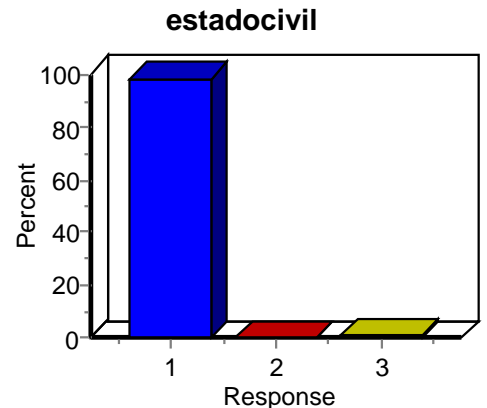
**Item Analysis: ¿Cuál es el medio de transportación que utiliza con más frecuencia para llegar al Recinto?**

Label	Value	Frequency	Percent
1	1	126	22.30
2	2	132	23.36
3	3	2	0.35
4	4	178	31.50
5	5	26	4.60
6	6	99	17.52
Total Valid		563	99.65
Total Missing		-1	2
Total		565	100.00



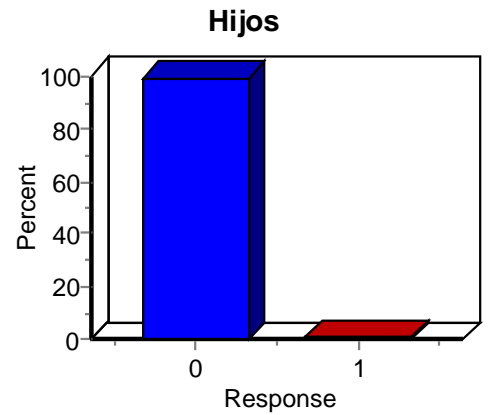
**Item Analysis: Indique su estatus civil actual:**

Label	Value	Frequency	Percent
1	1	555	98.23
2	2	2	0.35
3	3	5	0.88
Total Valid		562	99.47
Total Missing		-1	3
Total		565	100.00



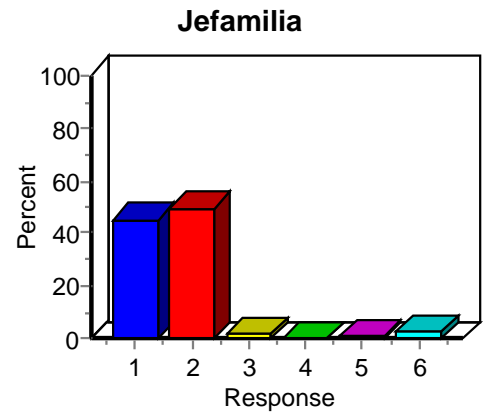
### Item Analysis: Señale si tiene hijos(as):

Label	Value	Frequency	Percent
	0	559	98.94
	1	3	0.53
Total Valid		562	99.47
Total Missing		3	0.53
Total		565	100.00



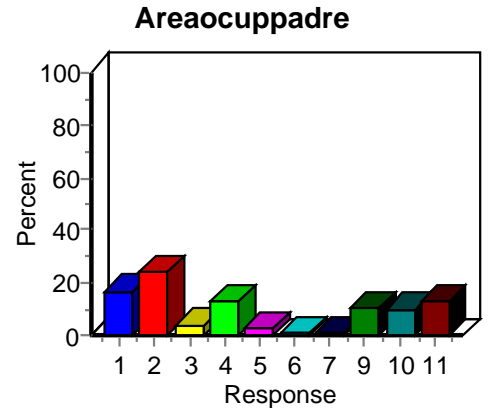
### Item Analysis: Indique quién es la persona que tiene la jefatura de su familia:

Label	Value	Frequency	Percent
	1	257	45.49
	2	280	49.56
	3	8	1.42
	4	2	0.35
	5	4	0.71
	6	13	2.30
Total Valid		564	99.82
Total Missing		1	0.18
Total		565	100.00



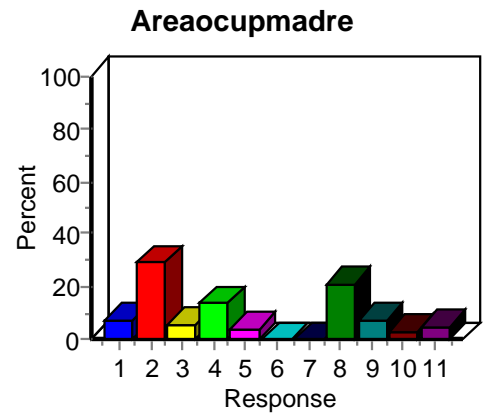
### Item Analysis: Padre/encargado:

Label	Value	Frequency	Percent
	1	96	16.99
	2	135	23.89
	3	21	3.72
	4	73	12.92
	5	12	2.12
	6	6	1.06
	7	3	0.53
	9	57	10.09
	10	55	9.73
	11	73	12.92
Total Valid		531	93.98
Total Missing		34	6.02
Total		565	100.00



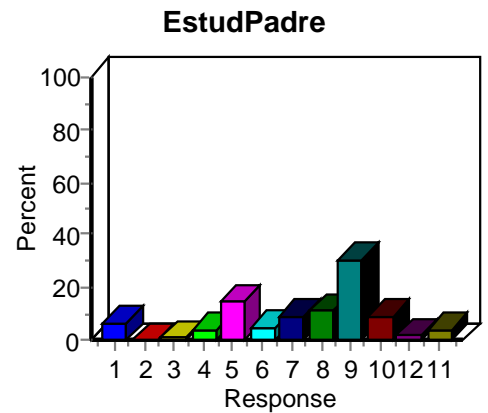
### Item Analysis: Madre/encargada:

Label	Value	Frequency	Percent
1	1	43	7.61
2	2	163	28.85
3	3	34	6.02
4	4	79	13.98
5	5	25	4.42
6	6	1	0.18
7	7	1	0.18
8	8	119	21.06
9	9	42	7.43
10	10	18	3.19
11	11	27	4.78
Total Valid		552	97.70
Total Missing		-1	2.30
Total		565	100.00



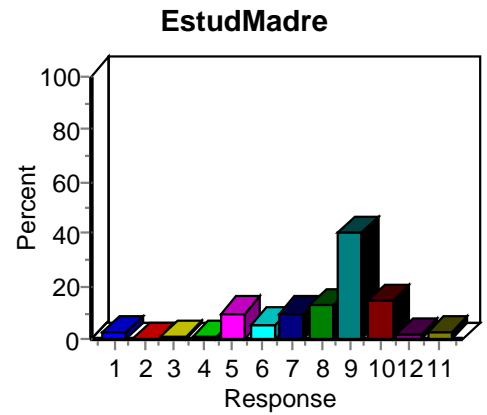
### Item Analysis: Padre/encargado

Label	Value	Frequency	Percent
1	1	35	6.19
2	2	1	0.18
3	3	6	1.06
4	4	25	4.42
5	5	84	14.87
6	6	26	4.60
7	7	51	9.03
8	8	65	11.50
9	9	172	30.44
10	10	51	9.03
12	12	10	1.77
11	11	22	3.89
Total Valid		548	96.99
Total Missing		-1	3.01
Total		565	100.00



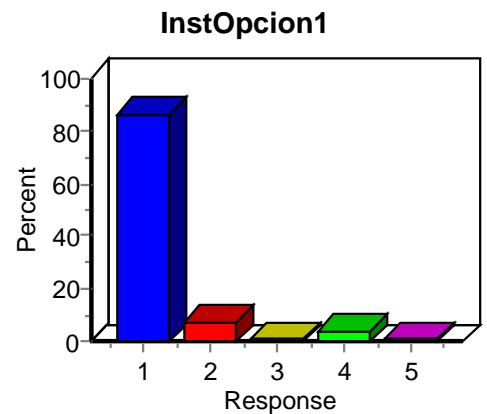
**Item Analysis: Madre/encargada**

Label	Value	Frequency	Percent
	1	12	2.12
	2	0	0.00
	3	4	0.71
	4	4	0.71
	5	53	9.38
	6	33	5.84
	7	54	9.56
	8	73	12.92
	9	226	40.00
	10	81	14.34
	12	8	1.42
	11	13	2.30
Total Valid		561	99.29
Total Missing		4	0.71
Total		565	100.00



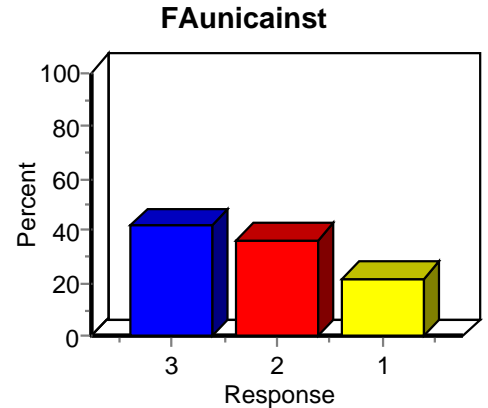
**Item Analysis: Al decidir comenzar estudios universitarios, ¿qué institución consideró en primera opción? (Seleccione una alternativa solamente)**

Label	Value	Frequency	Percent
	1	487	86.19
	2	43	7.61
	3	4	0.71
	4	21	3.72
	5	3	0.53
Total Valid		558	98.76
Total Missing		7	1.24
Total		565	100.00



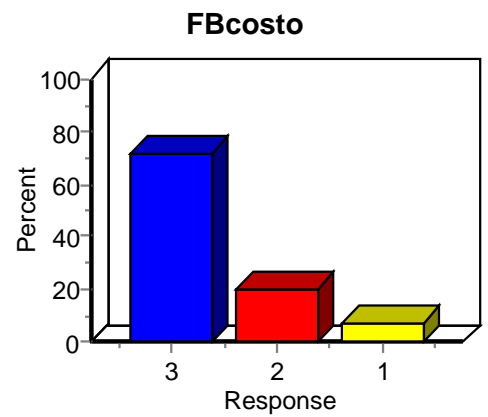
## Item Analysis: a. Ésta es la única institución que ofrece el programa de estudios que me interesa

Label	Value	Frequency	Percent
3	3	238	42.12
2	2	203	35.93
1	1	122	21.59
Total Valid		563	99.65
Total Missing		2	0.35
Total		565	100.00



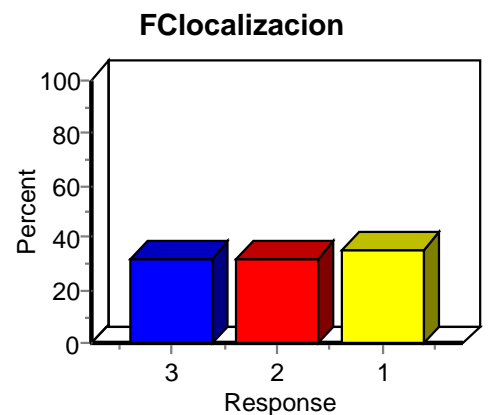
## Item Analysis: b. El costo de matrícula es menor

Label	Value	Frequency	Percent
3	3	404	71.50
2	2	115	20.35
1	1	43	7.61
Total Valid		562	99.47
Total Missing		3	0.53
Total		565	100.00



## Item Analysis: c. Su localización cerca de mi casa

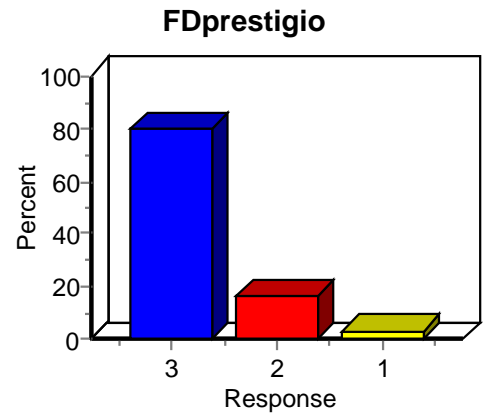
Label	Value	Frequency	Percent
3	3	180	31.86
2	2	183	32.39
1	1	201	35.58
Total Valid		564	99.82
Total Missing		1	0.18
Total		565	100.00





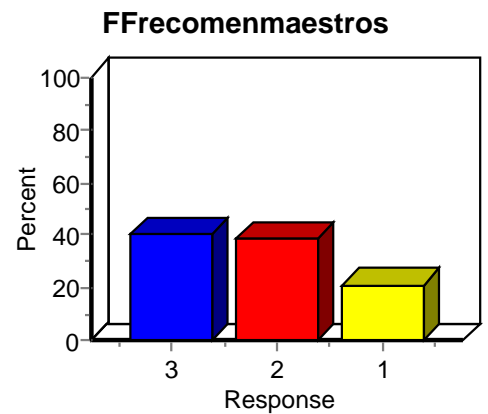
### Item Analysis: d. El prestigio académico de esta institución

Label	Value	Frequency	Percent
3	3	451	79.82
2	2	93	16.46
1	1	20	3.54
Total Valid		564	99.82
Total Missing		1	0.18
Total		565	100.00



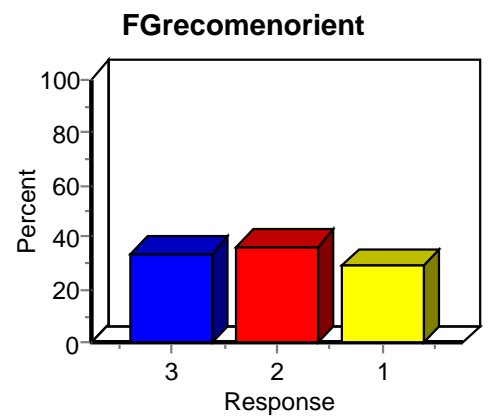
### Item Analysis: e. La recomendación de mis maestros(as)

Label	Value	Frequency	Percent
3	3	226	40.00
2	2	218	38.58
1	1	119	21.06
Total Valid		563	99.65
Total Missing		2	0.35
Total		565	100.00



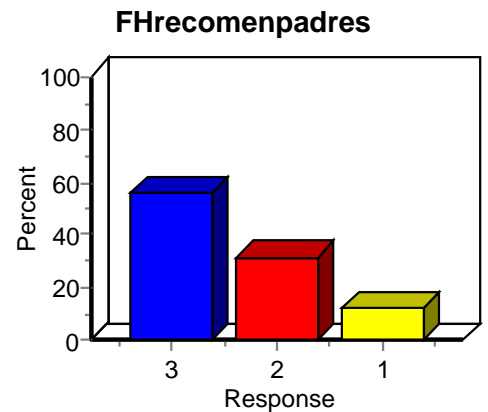
### Item Analysis: f. La recomendación de orientadores(as) de la escuela superior

Label	Value	Frequency	Percent
3	3	192	33.98
2	2	206	36.46
1	1	165	29.20
Total Valid		563	99.65
Total Missing		2	0.35
Total		565	100.00



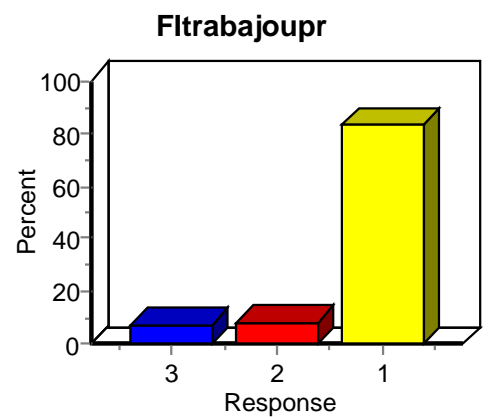
### Item Analysis: g. La recomendación de mis padres, familiares o amigos(as)

Label	Value	Frequency	Percent
3	3	315	55.75
2	2	176	31.15
1	1	70	12.39
Total Valid		561	99.29
Total Missing		4	0.71
Total		565	100.00



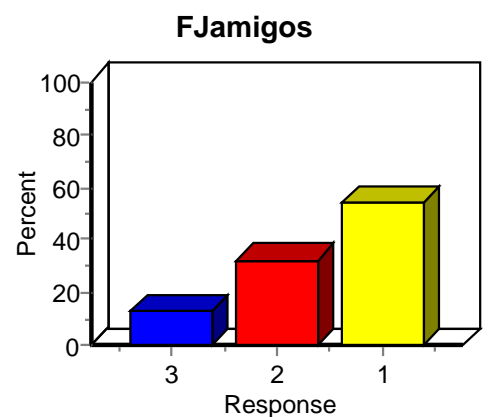
### Item Analysis: h. Mis padres, cónyuge o yo mismo(a) trabajo en la UPR

Label	Value	Frequency	Percent
3	3	43	7.61
2	2	46	8.14
1	1	471	83.36
Total Valid		560	99.12
Total Missing		5	0.88
Total		565	100.00



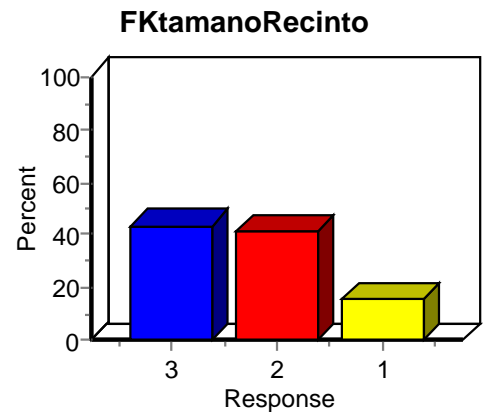
### Item Analysis: i. Mi(s) amigos(as) estudian o estudiarán en este Recinto

Label	Value	Frequency	Percent
3	3	74	13.10
2	2	183	32.39
1	1	304	53.81
Total Valid		561	99.29
Total Missing		4	0.71
Total		565	100.00



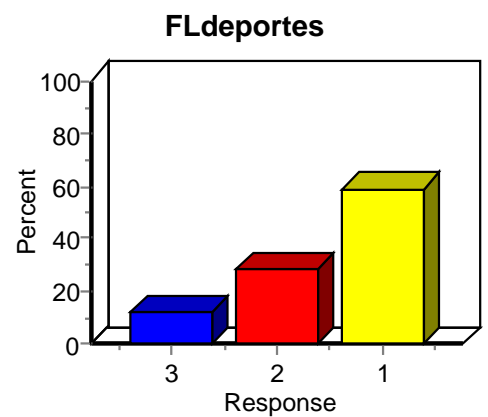
### Item Analysis: j. El tamaño del Recinto me ofrece la oportunidad de relacionarme con diversas áreas de estudio

Label	Value	Frequency	Percent
3	3	246	43.54
2	2	231	40.88
1	1	87	15.40
Total Valid		564	99.82
Total Missing		1	0.18
Total		565	100.00



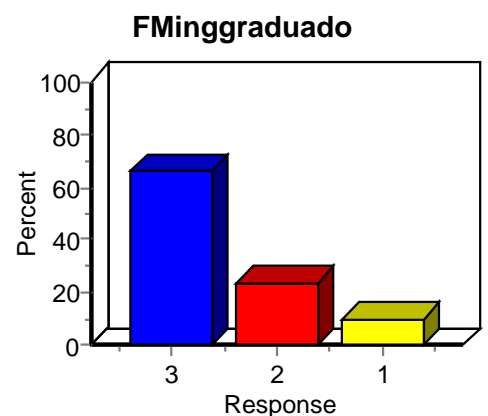
### Item Analysis: k. Posibilidad de practicar deportes

Label	Value	Frequency	Percent
3	3	69	12.21
2	2	159	28.14
1	1	334	59.12
Total Valid		562	99.47
Total Missing		3	0.53
Total		565	100.00



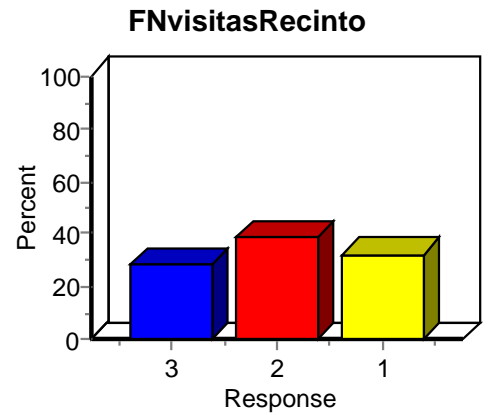
### Item Analysis: l. Facilitar el ingreso a la escuela graduada o profesional a la que aspiro

Label	Value	Frequency	Percent
3	3	372	65.84
2	2	132	23.36
1	1	56	9.91
Total Valid		560	99.12
Total Missing		5	0.88
Total		565	100.00



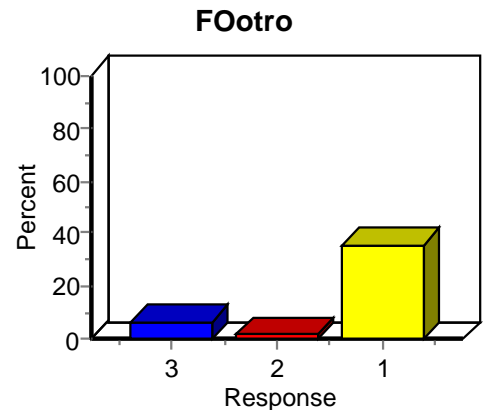
### Item Analysis: m. Visitas al Recinto

Label	Value	Frequency	Percent
3	3	160	28.32
2	2	220	38.94
1	1	182	32.21
Total Valid		562	99.47
Total Missing		3	0.53
Total		565	100.00



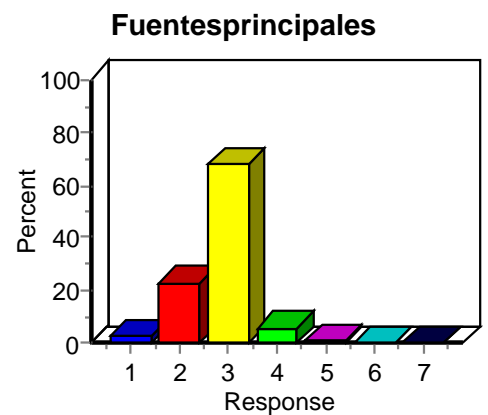
### Item Analysis: n. Otro, especifique:

Label	Value	Frequency	Percent
3	3	36	6.37
2	2	10	1.77
1	1	201	35.58
Total Valid		247	43.72
Total Missing		318	56.28
Total		565	100.00



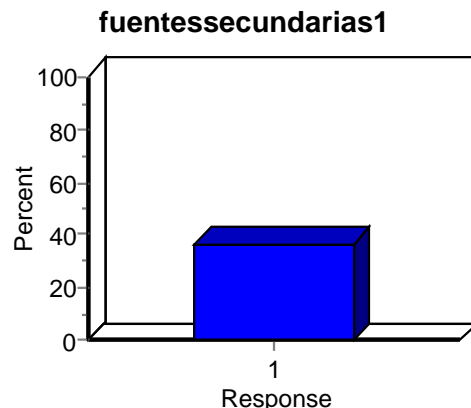
### Item Analysis: Identifique la fuente principal que utilizará para financiar sus estudios <br> (Seleccione una alternativa solamente)

Label	Value	Frequency	Percent
1	1	12	2.12
2	2	127	22.48
3	3	384	67.96
4	4	31	5.49
5	5	6	1.06
6	6	2	0.35
7	7	1	0.18
Total Valid		563	99.65
Total Missing		2	0.35
Total		565	100.00



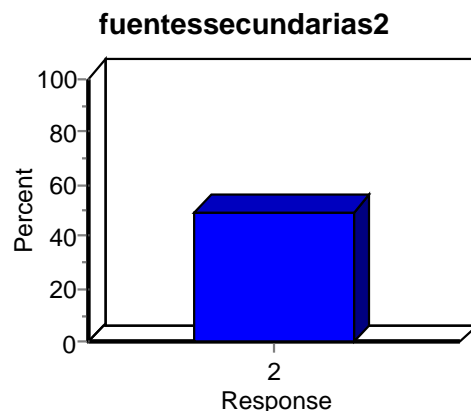
**Item Analysis: Identifique las fuentes secundarias que utilizará para financiar sus estudios (Seleccione todas las alternativas que apliquen)**

Label	Value	Frequency	Percent
1	1	203	35.93
Total Valid		203	35.93
Total Missing		362	64.07
Total		565	100.00



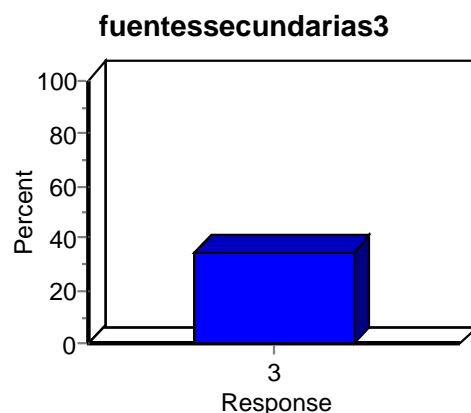
**Item Analysis: Identifique las fuentes secundarias que utilizará para financiar sus estudios (Seleccione todas las alternativas que apliquen)**

Label	Value	Frequency	Percent
2	2	276	48.85
Total Valid		276	48.85
Total Missing		289	51.15
Total		565	100.00



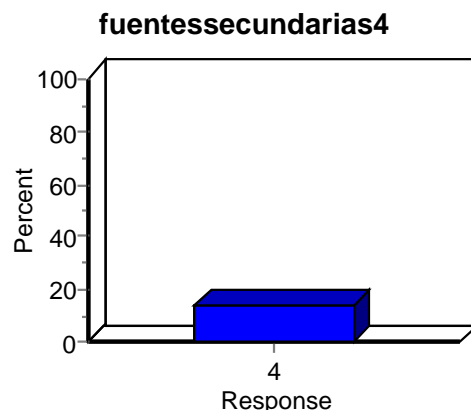
**Item Analysis: Identifique las fuentes secundarias que utilizará para financiar sus estudios (Seleccione todas las alternativas que apliquen)**

Label	Value	Frequency	Percent
3	3	194	34.34
Total Valid		194	34.34
Total Missing		371	65.66
Total		565	100.00



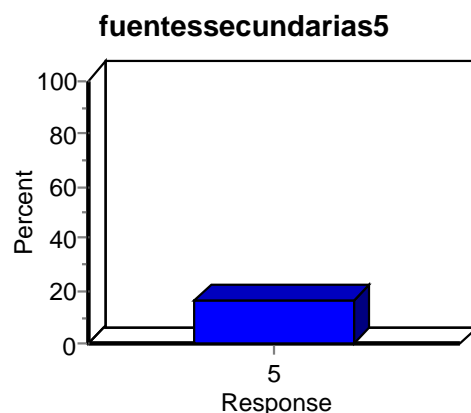
**Item Analysis: Identifique las fuentes secundarias que utilizará para financiar sus estudios (Seleccione todas las alternativas que apliquen)**

Label	Value	Frequency	Percent
4	4	76	13.45
Total Valid		76	13.45
Total Missing		489	86.55
Total		565	100.00



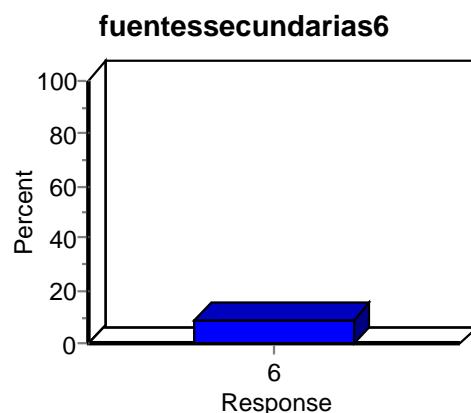
**Item Analysis: Identifique las fuentes secundarias que utilizará para financiar sus estudios (Seleccione todas las alternativas que apliquen)**

Label	Value	Frequency	Percent
5	5	93	16.46
Total Valid		93	16.46
Total Missing		472	83.54
Total		565	100.00



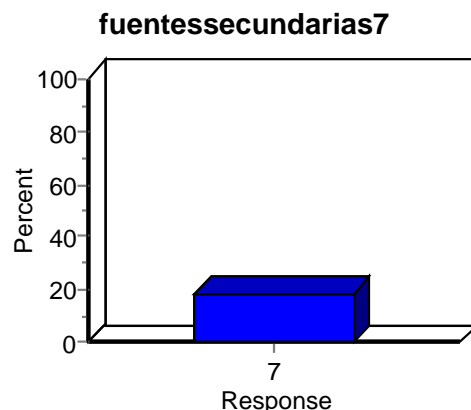
**Item Analysis: Identifique las fuentes secundarias que utilizará para financiar sus estudios (Seleccione todas las alternativas que apliquen)**

Label	Value	Frequency	Percent
6	6	49	8.67
Total Valid		49	8.67
Total Missing		516	91.33
Total		565	100.00



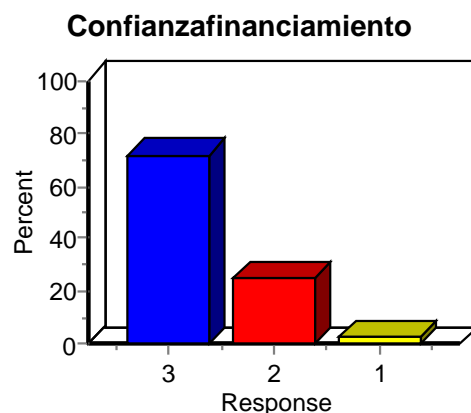
**Item Analysis: Identifique las fuentes secundarias que utilizará para financiar sus estudios (Seleccione todas las alternativas que apliquen)**

Label	Value	Frequency	Percent
7	7	105	18.58
Total Valid		105	18.58
Total Missing		460	81.42
Total		565	100.00



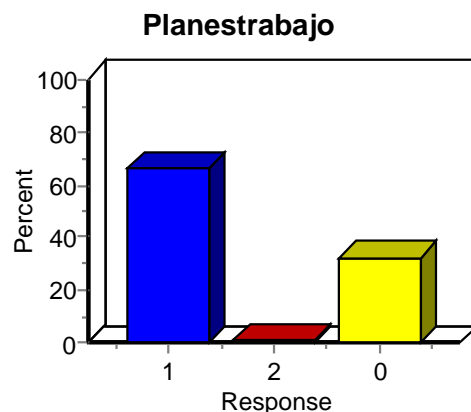
**Item Analysis: ¿Cuánta confianza tiene de poder completar sus estudios con las fuentes de financiamiento antes señaladas?**

Label	Value	Frequency	Percent
3	3	407	72.04
2	2	143	25.31
1	1	12	2.12
Total Valid		562	99.47
Total Missing		3	0.53
Total		565	100.00



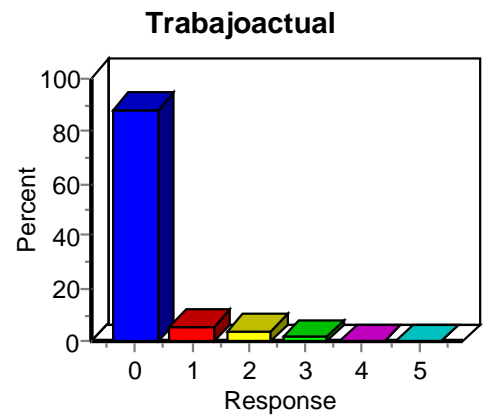
**Item Analysis: ¿Planifica usted trabajar mientras estudia?**

Label	Value	Frequency	Percent
1	1	375	66.37
2	2	4	0.71
0	0	182	32.21
Total Valid		561	99.29
Total Missing		4	0.71
Total		565	100.00



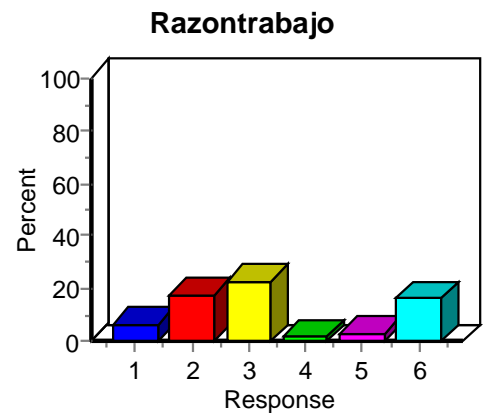
### Item Analysis: ¿Está trabajando actualmente?

Label	Value	Frequency	Percent
	0	496	87.79
	1	34	6.02
	2	23	4.07
	3	9	1.59
	4	2	0.35
	5	0	0.00
Total Valid		564	99.82
Total Missing		-1	0.18
Total		565	100.00



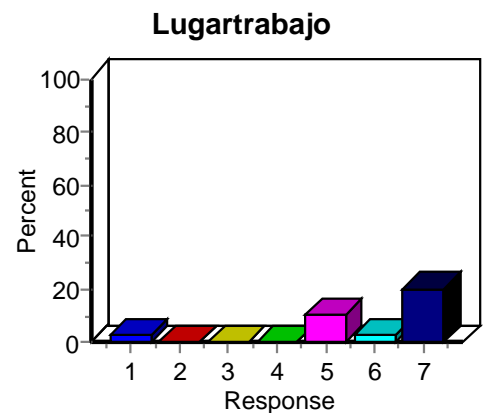
### Item Analysis: Indique la razón más importante por la que trabaja <br> (Seleccione una alternativa solamente)

Label	Value	Frequency	Percent
	1	36	6.37
	2	100	17.70
	3	128	22.65
	4	11	1.95
	5	20	3.54
	6	93	16.46
Total Valid		388	68.67
Total Missing		-177	31.33
Total		565	100.00



### Item Analysis: Trabaja en:

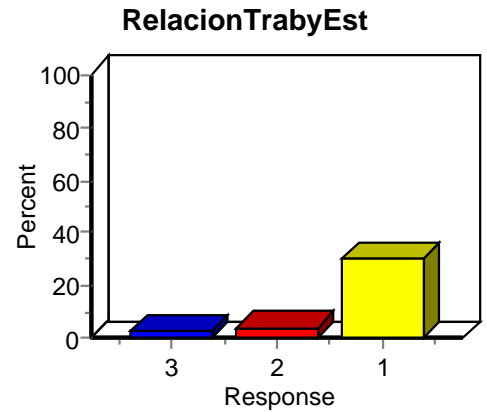
Label	Value	Frequency	Percent
	1	12	2.12
	2	0	0.00
	3	1	0.18
	4	2	0.35
	5	59	10.44
	6	15	2.65
	7	116	20.53
Total Valid		205	36.28
Total Missing		-360	63.72
Total		565	100.00





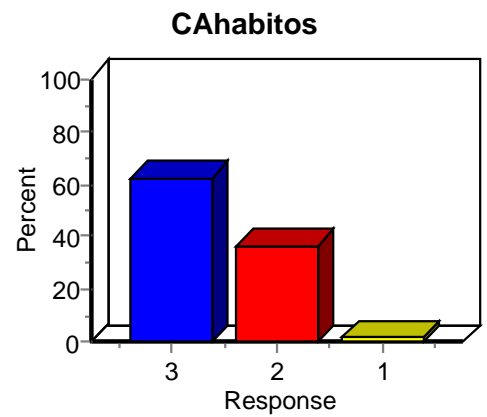
**Item Analysis: ¿Cuánto se relaciona su empleo actual con la profesión que aspira alcanzar con sus estudios universitarios?**

Label	Value	Frequency	Percent
3	3	14	2.48
2	2	24	4.25
1	1	168	29.73
Total Valid		206	36.46
Total Missing		359	63.54
Total		565	100.00



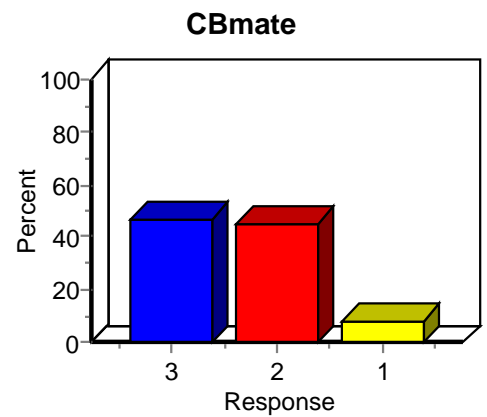
**Item Analysis: a. Hábitos y destrezas de estudio**

Label	Value	Frequency	Percent
3	3	349	61.77
2	2	204	36.11
1	1	8	1.42
Total Valid		561	99.29
Total Missing		4	0.71
Total		565	100.00



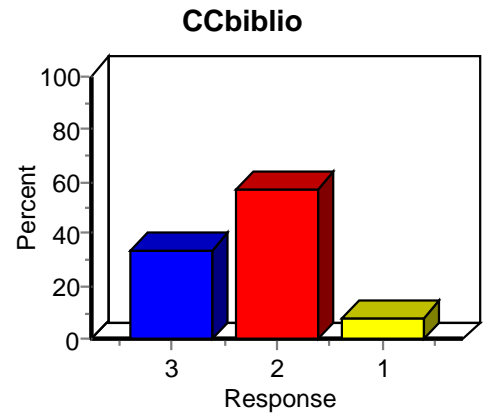
**Item Analysis: b. Destrezas en matemáticas**

Label	Value	Frequency	Percent
3	3	266	47.08
2	2	254	44.96
1	1	44	7.79
Total Valid		564	99.82
Total Missing		1	0.18
Total		565	100.00



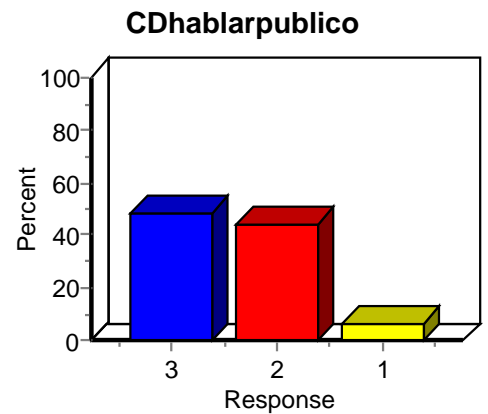
### Item Analysis: c. Destrezas de uso de la biblioteca

Label	Value	Frequency	Percent
3	3	191	33.81
2	2	325	57.52
1	1	45	7.96
Total Valid		561	99.29
Total Missing		4	0.71
Total		565	100.00



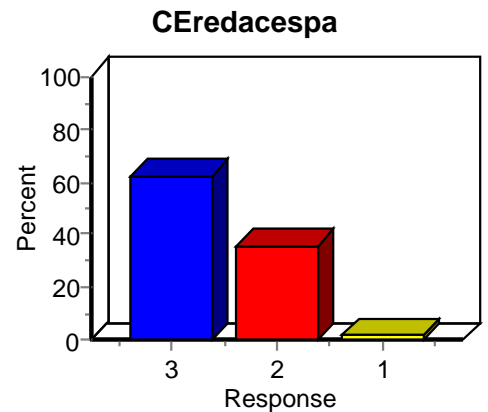
### Item Analysis: d. Destrezas para hablar en público

Label	Value	Frequency	Percent
3	3	274	48.50
2	2	252	44.60
1	1	38	6.73
Total Valid		564	99.82
Total Missing		1	0.18
Total		565	100.00



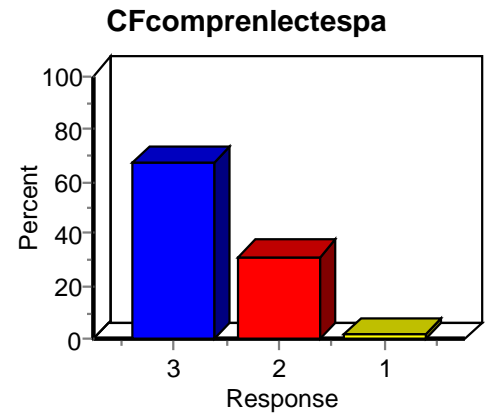
### Item Analysis: e. Redacción en español

Label	Value	Frequency	Percent
3	3	352	62.30
2	2	200	35.40
1	1	11	1.95
Total Valid		563	99.65
Total Missing		2	0.35
Total		565	100.00



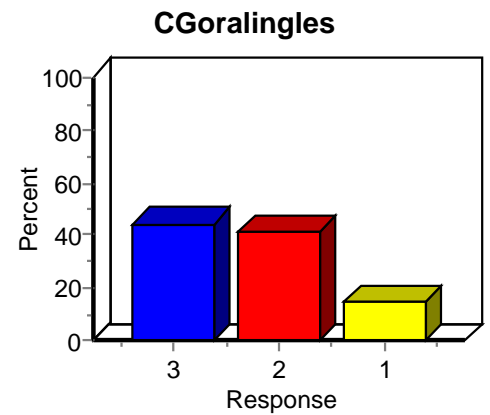
## Item Analysis: f. Comprensión de lectura en español

Label	Value	Frequency	Percent
3	3	377	66.73
2	2	177	31.33
1	1	9	1.59
Total Valid		563	99.65
Total Missing		2	0.35
Total		565	100.00



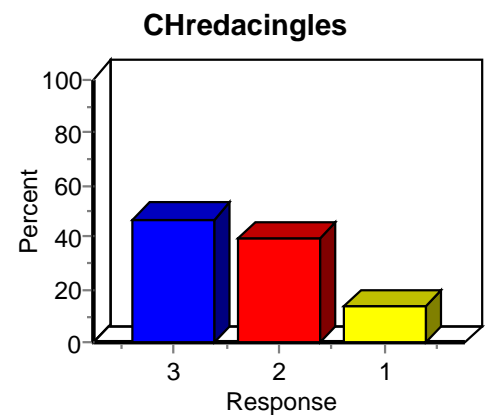
## Item Analysis: g. Expresión oral en inglés

Label	Value	Frequency	Percent
3	3	249	44.07
2	2	231	40.88
1	1	84	14.87
Total Valid		564	99.82
Total Missing		1	0.18
Total		565	100.00



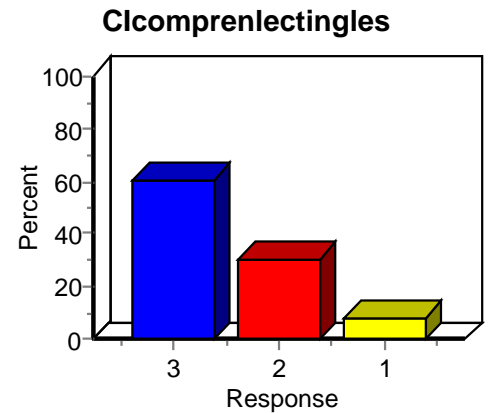
## Item Analysis: h. Redacción en inglés

Label	Value	Frequency	Percent
3	3	264	46.73
2	2	223	39.47
1	1	76	13.45
Total Valid		563	99.65
Total Missing		2	0.35
Total		565	100.00



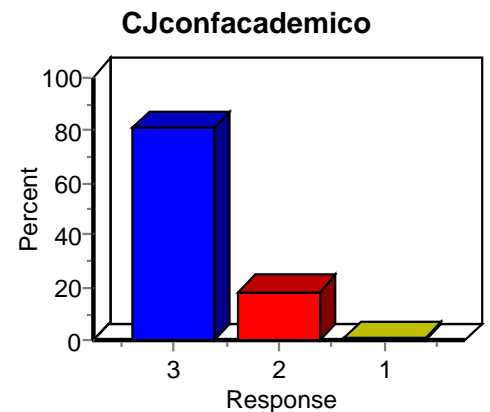
## Item Analysis: i. Comprensión de lectura en inglés

Label	Value	Frequency	Percent
3	3	341	60.35
2	2	175	30.97
1	1	47	8.32
Total Valid		563	99.65
Total Missing		2	0.35
Total		565	100.00



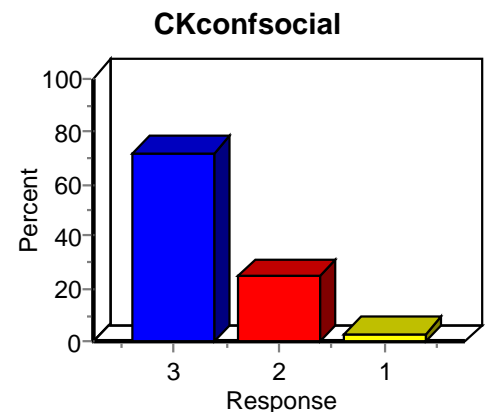
## Item Analysis: j. Confianza en sí mismo en el ámbito académico

Label	Value	Frequency	Percent
3	3	456	80.71
2	2	104	18.41
1	1	3	0.53
Total Valid		563	99.65
Total Missing		2	0.35
Total		565	100.00



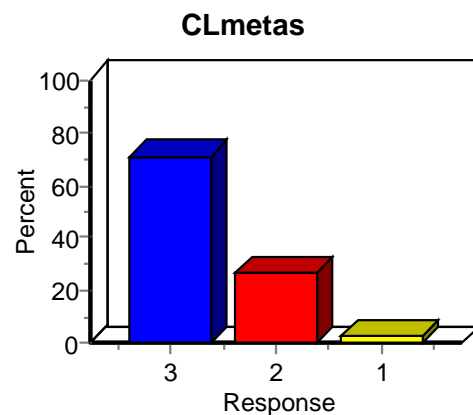
## Item Analysis: k. Confianza en sí mismo en el ámbito social

Label	Value	Frequency	Percent
3	3	406	71.86
2	2	139	24.60
1	1	17	3.01
Total Valid		562	99.47
Total Missing		3	0.53
Total		565	100.00



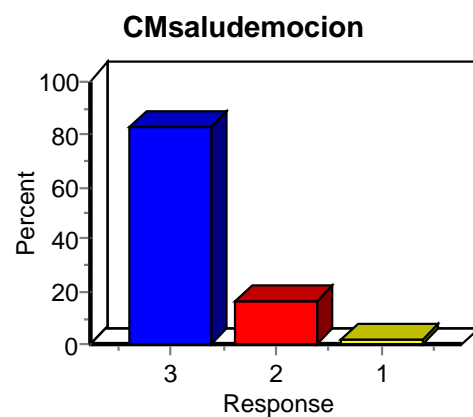
## Item Analysis: I. Orientado hacia la consecución de metas

Label	Value	Frequency	Percent
3	3	399	70.62
2	2	151	26.73
1	1	13	2.30
Total Valid		563	99.65
Total Missing		2	0.35
Total		565	100.00



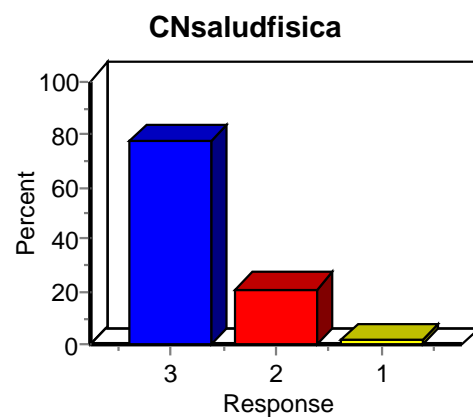
## Item Analysis: m. Salud emocional

Label	Value	Frequency	Percent
3	3	463	81.95
2	2	92	16.28
1	1	8	1.42
Total Valid		563	99.65
Total Missing		2	0.35
Total		565	100.00



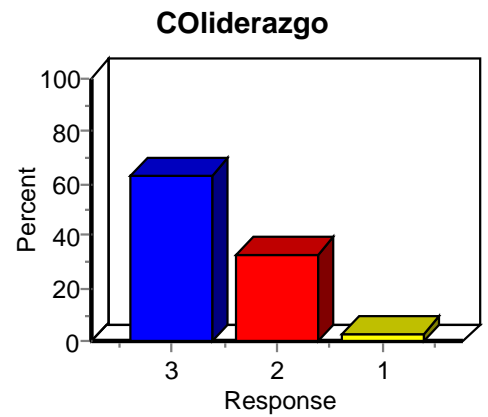
## Item Analysis: n. Salud física

Label	Value	Frequency	Percent
3	3	437	77.35
2	2	119	21.06
1	1	8	1.42
Total Valid		564	99.82
Total Missing		1	0.18
Total		565	100.00



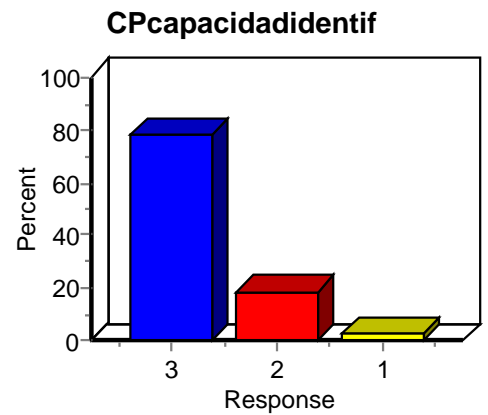
### Item Analysis: o. Liderazgo

Label	Value	Frequency	Percent
3	3	356	63.01
2	2	189	33.45
1	1	18	3.19
Total Valid		563	99.65
Total Missing		2	0.35
Total		565	100.00



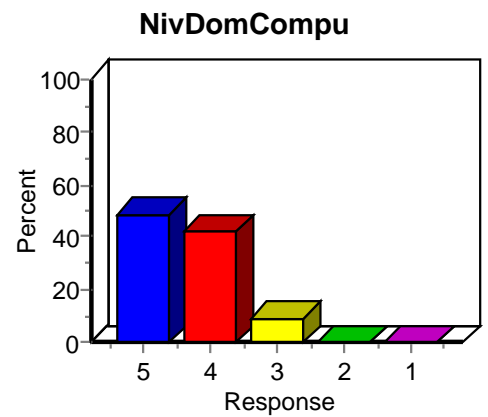
### Item Analysis: p. Capacidad para identificarse con otros e intercambiar ideas

Label	Value	Frequency	Percent
3	3	443	78.41
2	2	106	18.76
1	1	12	2.12
Total Valid		561	99.29
Total Missing		4	0.71
Total		565	100.00



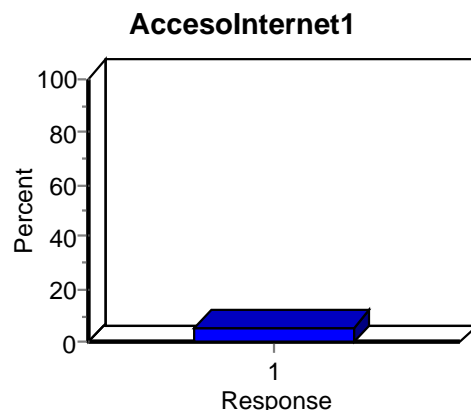
### Item Analysis: ¿Cómo describe su nivel de dominio en el uso de la computadora?

Label	Value	Frequency	Percent
5	5	273	48.32
4	4	238	42.12
3	3	49	8.67
2	2	2	0.35
1	1	1	0.18
Total Valid		563	99.65
Total Missing		2	0.35
Total		565	100.00



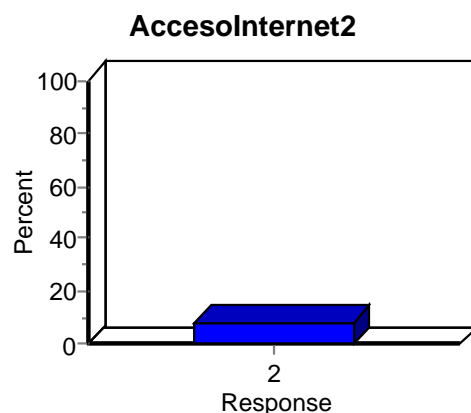
**Item Analysis: Indique el tipo de acceso a Internet que tiene en su lugar de residencia:**

Label	Value	Frequency	Percent
1	1	31	5.49
Total Valid		31	5.49
Total Missing		534	94.51
Total		565	100.00



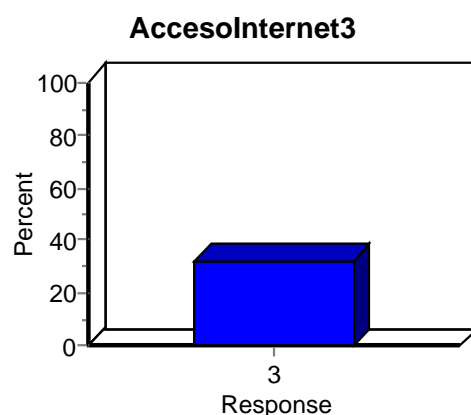
**Item Analysis: Indique el tipo de acceso a Internet que tiene en su lugar de residencia:**

Label	Value	Frequency	Percent
2	2	47	8.32
Total Valid		47	8.32
Total Missing		518	91.68
Total		565	100.00



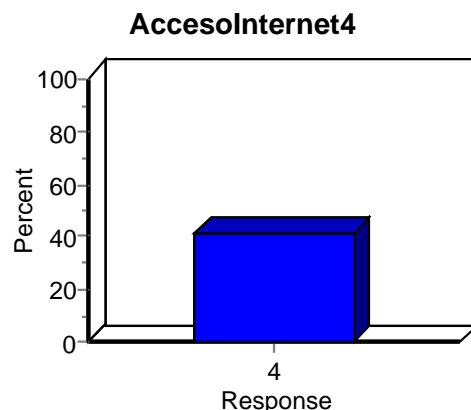
**Item Analysis: Indique el tipo de acceso a Internet que tiene en su lugar de residencia:**

Label	Value	Frequency	Percent
3	3	181	32.04
Total Valid		181	32.04
Total Missing		384	67.96
Total		565	100.00



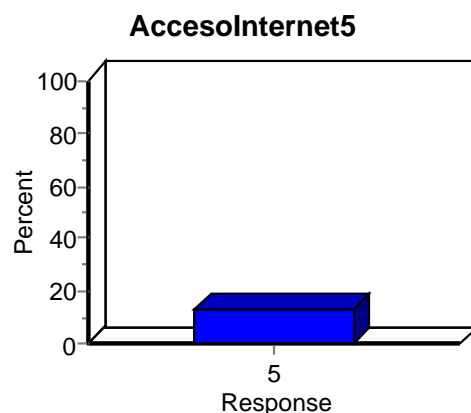
**Item Analysis: Indique el tipo de acceso a Internet que tiene en su lugar de residencia:**

Label	Value	Frequency	Percent
4	4	234	41.42
Total Valid		234	41.42
Total Missing		331	58.58
Total		565	100.00



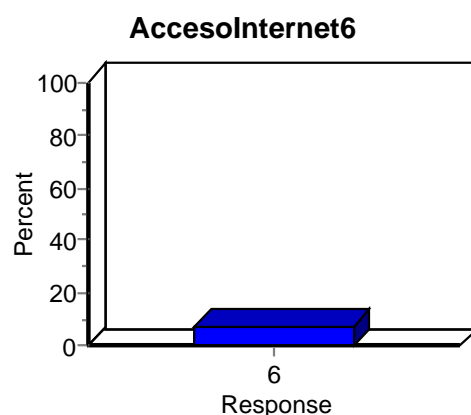
**Item Analysis: Indique el tipo de acceso a Internet que tiene en su lugar de residencia:**

Label	Value	Frequency	Percent
5	5	73	12.92
Total Valid		73	12.92
Total Missing		492	87.08
Total		565	100.00



**Item Analysis: Indique el tipo de acceso a Internet que tiene en su lugar de residencia:**

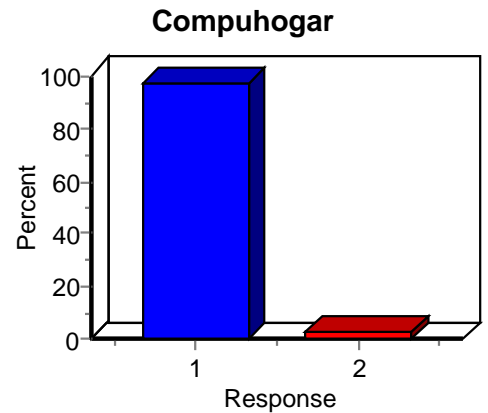
Label	Value	Frequency	Percent
6	6	41	7.26
Total Valid		41	7.26
Total Missing		524	92.74
Total		565	100.00





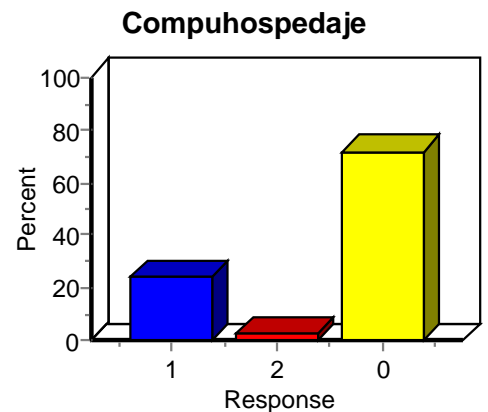
### Item Analysis: ¿Tiene acceso a una computadora en su hogar?

Label	Value	Frequency	Percent
1	1	546	96.64
2	2	15	2.65
Total Valid		561	99.29
Total Missing		4	0.71
Total		565	100.00



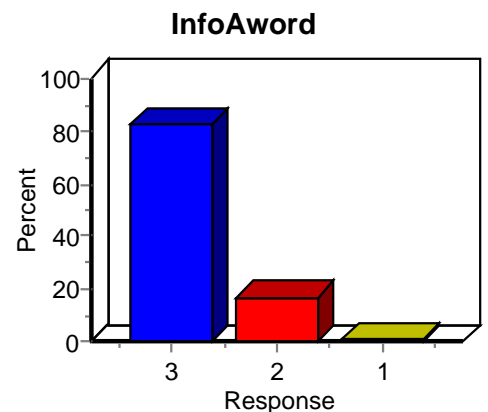
### Item Analysis: ¿Tiene acceso a una computadora en su hospedaje?

Label	Value	Frequency	Percent
1	1	137	24.25
2	2	15	2.65
0	0	405	71.68
Total Valid		557	98.58
Total Missing		8	1.42
Total		565	100.00



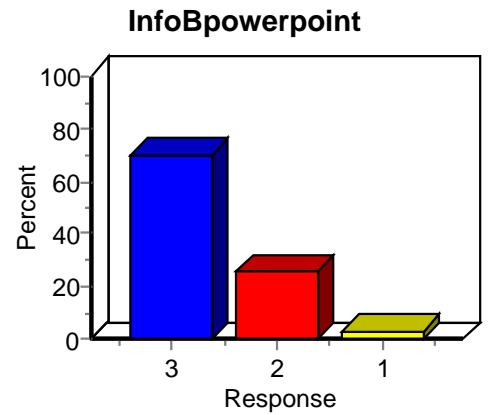
### Item Analysis: a. Procesador de palabras (Ej. Word, Works)

Label	Value	Frequency	Percent
3	3	463	81.95
2	2	94	16.64
1	1	4	0.71
Total Valid		561	99.29
Total Missing		4	0.71
Total		565	100.00



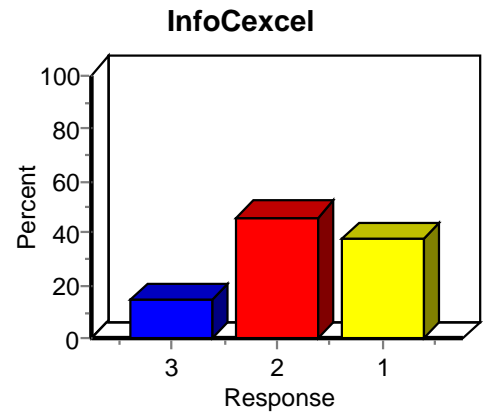
### Item Analysis: b. Presentaciones electrónicas <br>(Ej. PowerPoint)

Label	Value	Frequency	Percent
3	3	398	70.44
2	2	147	26.02
1	1	17	3.01
Total Valid		562	99.47
Total Missing		3	0.53
Total		565	100.00



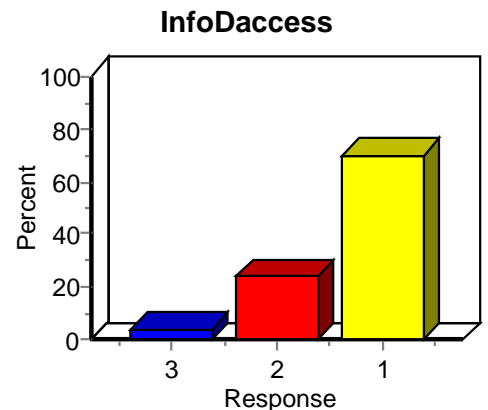
### Item Analysis: c. Hojas de cálculos (Ej. Excel)

Label	Value	Frequency	Percent
3	3	84	14.87
2	2	260	46.02
1	1	216	38.23
Total Valid		560	99.12
Total Missing		5	0.88
Total		565	100.00



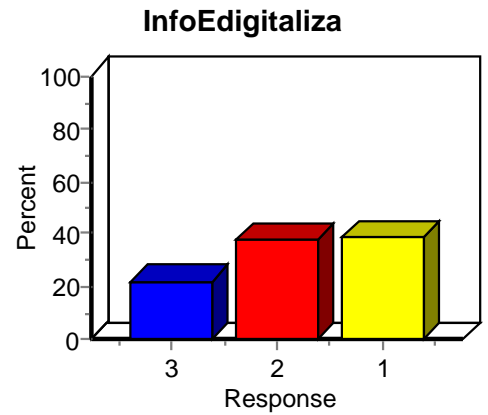
### Item Analysis: d. "Software" para bancos de datos <br>(Ej. Access, Filemaker)

Label	Value	Frequency	Percent
3	3	25	4.42
2	2	137	24.25
1	1	396	70.09
Total Valid		558	98.76
Total Missing		7	1.24
Total		565	100.00



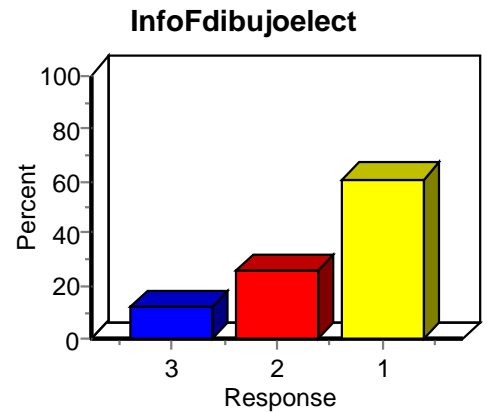
### Item Analysis: e. Digitalización de imágenes

Label	Value	Frequency	Percent
3	3	125	22.12
2	2	214	37.88
1	1	220	38.94
Total Valid		559	98.94
Total Missing		6	1.06
Total		565	100.00



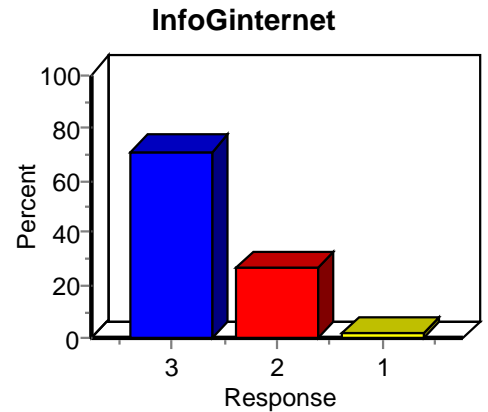
### Item Analysis: f. Dibujo y pintura electrónica

Label	Value	Frequency	Percent
3	3	70	12.39
2	2	146	25.84
1	1	342	60.53
Total Valid		558	98.76
Total Missing		7	1.24
Total		565	100.00



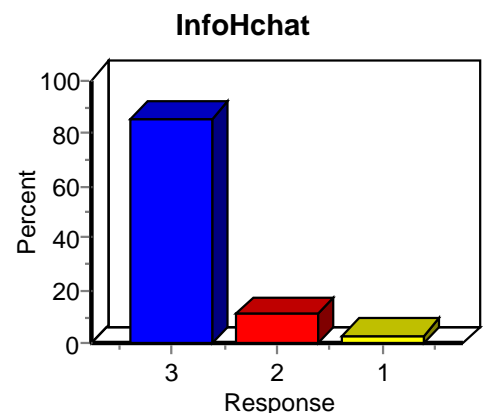
### Item Analysis: g. Recursos en la Internet

Label	Value	Frequency	Percent
3	3	400	70.80
2	2	151	26.73
1	1	9	1.59
Total Valid		560	99.12
Total Missing		5	0.88
Total		565	100.00



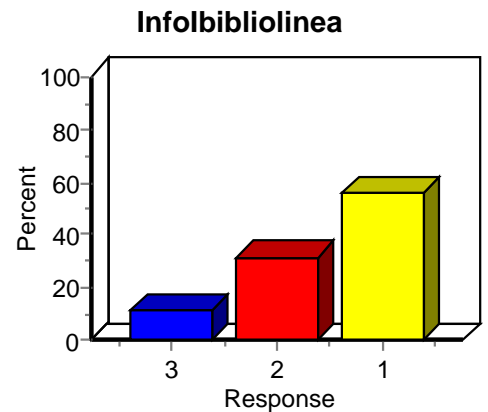
### Item Analysis: h. Conferencias, redes sociales ("chat", Facebook, Twitter)

Label	Value	Frequency	Percent
3	3	481	85.13
2	2	64	11.33
1	1	16	2.83
Total Valid		561	99.29
Total Missing		4	0.71
Total		565	100.00



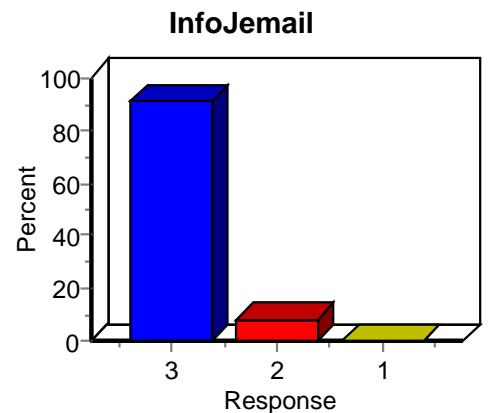
## Item Analysis: i. Recursos bibliográficos en línea <br>(Ej. ERIC, ProQuest, EBSCO)

Label	Value	Frequency	Percent
3	3	65	11.50
2	2	178	31.50
1	1	316	55.93
Total Valid		559	98.94
Total Missing		6	1.06
Total		565	100.00



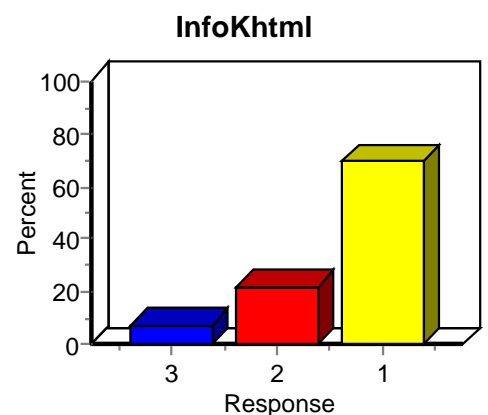
## Item Analysis: j. Correo electrónico

Label	Value	Frequency	Percent
3	3	514	90.97
2	2	46	8.14
1	1	0	0.00
Total Valid		560	99.12
Total Missing		5	0.88
Total		565	100.00



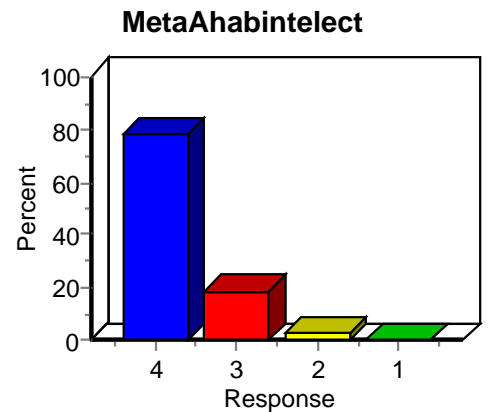
## Item Analysis: k. Hacer páginas de Web (Ej. HTML, FrontPage)

Label	Value	Frequency	Percent
3	3	42	7.43
2	2	124	21.95
1	1	394	69.73
Total Valid		560	99.12
Total Missing		5	0.88
Total		565	100.00



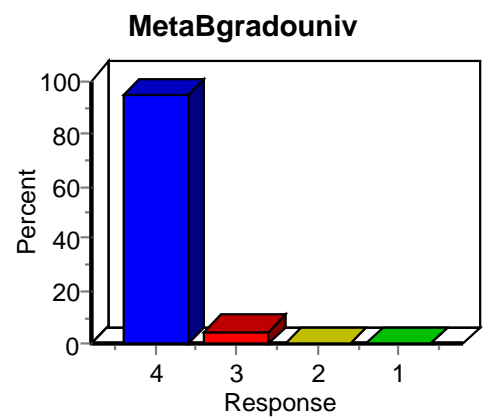
### Item Analysis: a. Desarrollar habilidades intelectuales (lectura, redacción, pensamiento lógico y crítico)

Label	Value	Frequency	Percent
4	4	444	78.58
3	3	103	18.23
2	2	13	2.30
1	1	0	0.00
Total Valid		560	99.12
Total Missing		5	0.88
Total		565	100.00



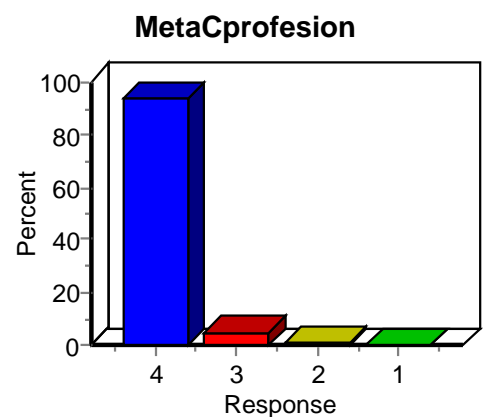
### Item Analysis: b. Obtener un grado universitario

Label	Value	Frequency	Percent
4	4	534	94.51
3	3	27	4.78
2	2	1	0.18
1	1	1	0.18
Total Valid		563	99.65
Total Missing		2	0.35
Total		565	100.00



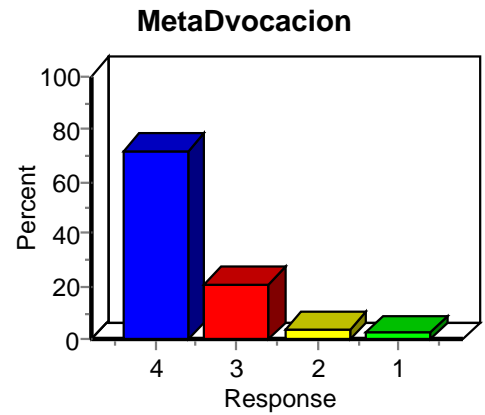
### Item Analysis: c. Prepararme para una profesión

Label	Value	Frequency	Percent
4	4	529	93.63
3	3	27	4.78
2	2	4	0.71
1	1	1	0.18
Total Valid		561	99.29
Total Missing		4	0.71
Total		565	100.00



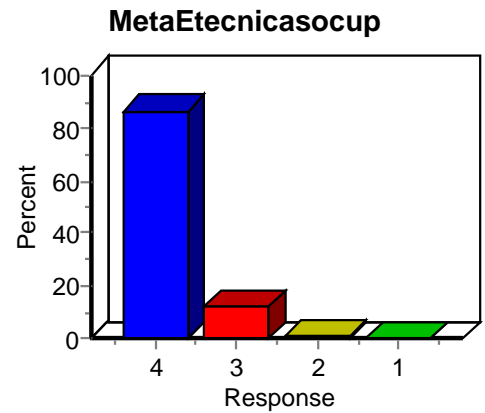
### Item Analysis: d. Descubrir mi vocación

Label	Value	Frequency	Percent
4	4	407	72.04
3	3	119	21.06
2	2	23	4.07
1	1	13	2.30
Total Valid		562	99.47
Total Missing		3	0.53
Total		565	100.00



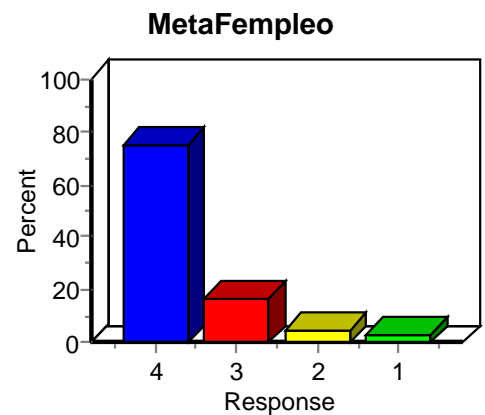
### Item Analysis: e. Mejorar los conocimientos y las destrezas técnicas para la ocupación que deseo ejercer

Label	Value	Frequency	Percent
4	4	489	86.55
3	3	69	12.21
2	2	5	0.88
1	1	1	0.18
Total Valid		564	99.82
Total Missing		1	0.18
Total		565	100.00



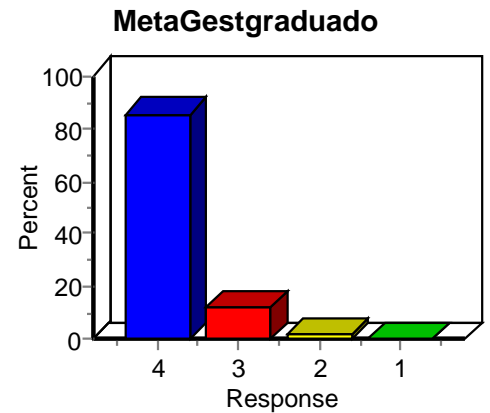
### Item Analysis: f. Aumentar las oportunidades de obtener un empleo o de mejorar en mi empleo actual

Label	Value	Frequency	Percent
4	4	424	75.04
3	3	96	16.99
2	2	26	4.60
1	1	16	2.83
Total Valid		562	99.47
Total Missing		3	0.53
Total		565	100.00



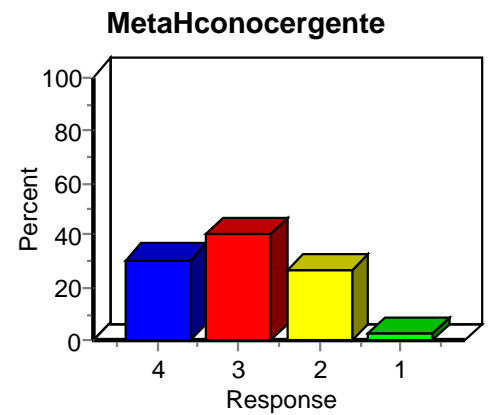
## Item Analysis: g. Prepararme para estudios graduados o profesionales

Label	Value	Frequency	Percent
	4	485	85.84
	3	69	12.21
	2	8	1.42
	1	2	0.35
Total Valid		564	99.82
Total Missing		1	0.18
Total		565	100.00



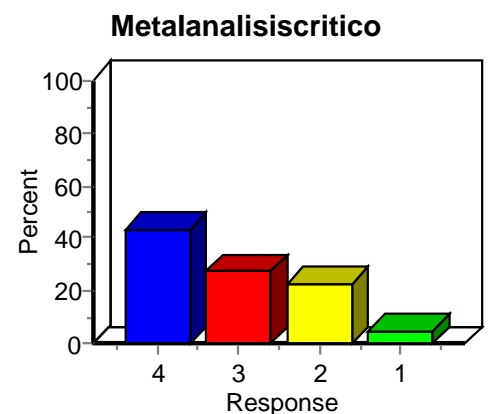
## Item Analysis: h. Conocer gente

Label	Value	Frequency	Percent
	4	171	30.27
	3	226	40.00
	2	152	26.90
	1	12	2.12
Total Valid		561	99.29
Total Missing		4	0.71
Total		565	100.00



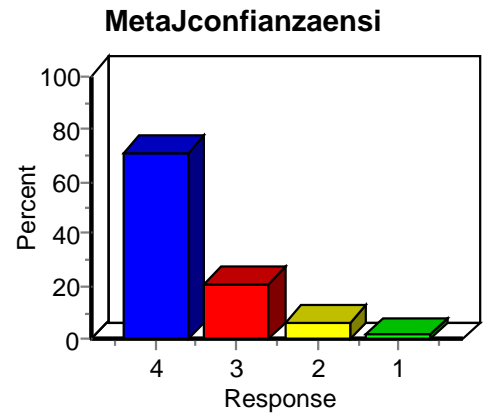
## Item Analysis: i. Desarrollar un análisis crítico de la realidad histórica, cultural y social de Puerto Rico

Label	Value	Frequency	Percent
	4	248	43.89
	3	156	27.61
	2	129	22.83
	1	28	4.96
Total Valid		561	99.29
Total Missing		4	0.71
Total		565	100.00



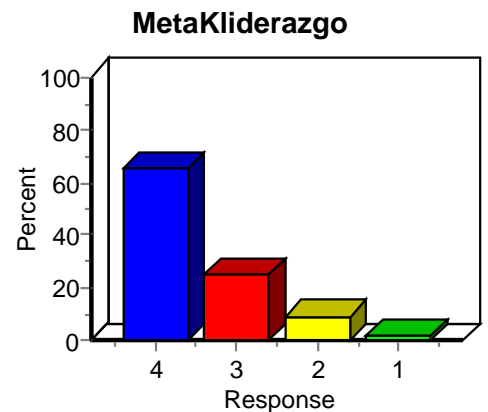
### Item Analysis: j. Desarrollar la confianza en mí mismo

Label	Value	Frequency	Percent
4	4	401	70.97
3	3	119	21.06
2	2	36	6.37
1	1	8	1.42
Total Valid		564	99.82
Total Missing		1	0.18
Total		565	100.00



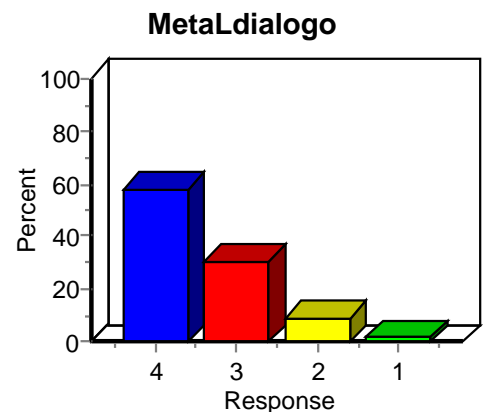
### Item Analysis: k. Desarrollar habilidades de liderazgo

Label	Value	Frequency	Percent
4	4	369	65.31
3	3	140	24.78
2	2	48	8.50
1	1	7	1.24
Total Valid		564	99.82
Total Missing		1	0.18
Total		565	100.00



### Item Analysis: l. Aprender a compartir con otros y fomentar el diálogo

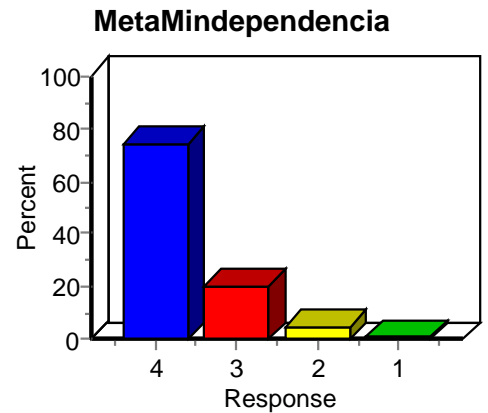
Label	Value	Frequency	Percent
4	4	329	58.23
3	3	171	30.27
2	2	52	9.20
1	1	11	1.95
Total Valid		563	99.65
Total Missing		2	0.35
Total		565	100.00





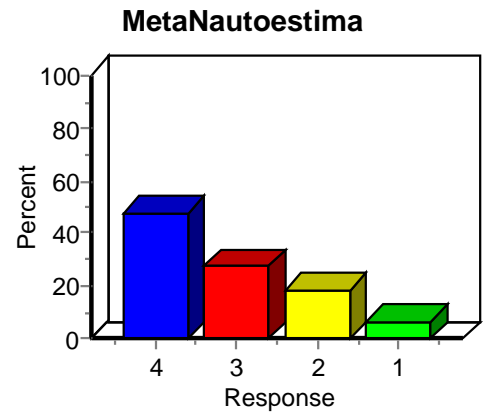
### Item Analysis: m. Adquirir independencia de criterio y acción

Label	Value	Frequency	Percent
4	4	417	73.81
3	3	114	20.18
2	2	26	4.60
1	1	5	0.88
Total Valid		562	99.47
Total Missing		3	0.53
Total		565	100.00



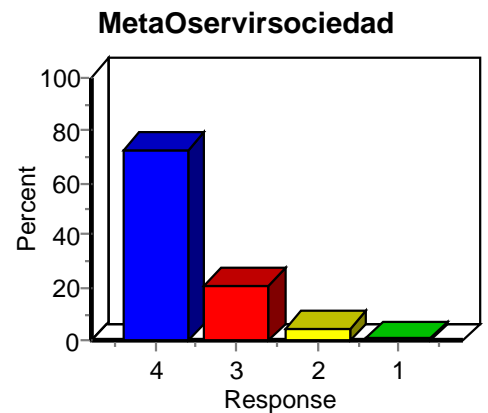
### Item Analysis: n. Mejorar la autoestima

Label	Value	Frequency	Percent
4	4	267	47.26
3	3	156	27.61
2	2	104	18.41
1	1	35	6.19
Total Valid		562	99.47
Total Missing		3	0.53
Total		565	100.00



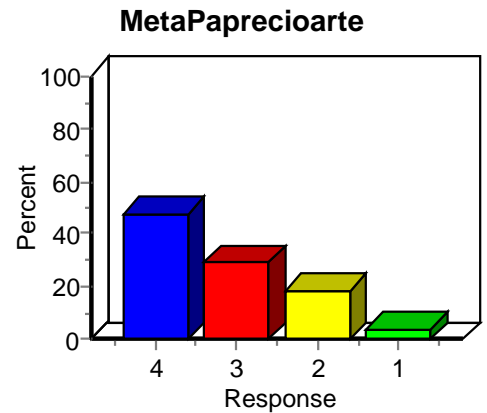
### Item Analysis: o. Prepararme mejor para servir a la sociedad

Label	Value	Frequency	Percent
4	4	409	72.39
3	3	120	21.24
2	2	27	4.78
1	1	5	0.88
Total Valid		561	99.29
Total Missing		4	0.71
Total		565	100.00



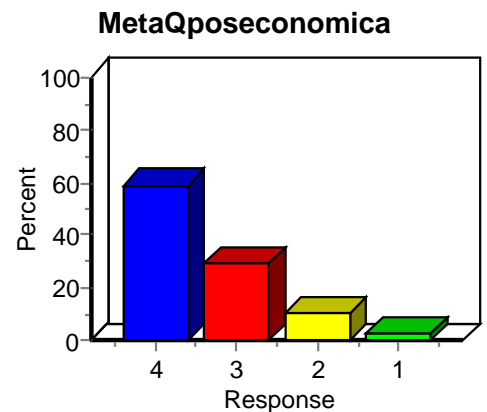
### Item Analysis: p. Desarrollar aprecio por las artes y la cultura

Label	Value	Frequency	Percent
4	4	271	47.96
3	3	162	28.67
2	2	105	18.58
1	1	21	3.72
Total Valid		559	98.94
Total Missing		6	1.06
Total		565	100.00



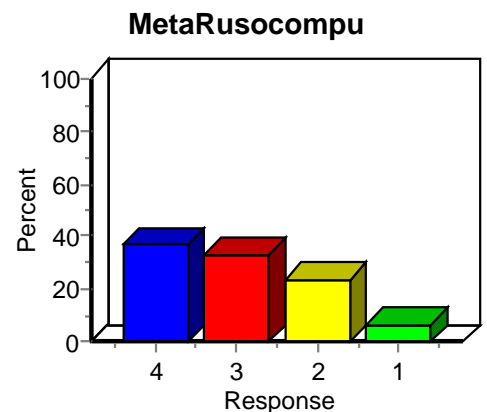
### Item Analysis: q. Lograr una mejor posición económica

Label	Value	Frequency	Percent
4	4	331	58.58
3	3	163	28.85
2	2	57	10.09
1	1	12	2.12
Total Valid		563	99.65
Total Missing		2	0.35
Total		565	100.00



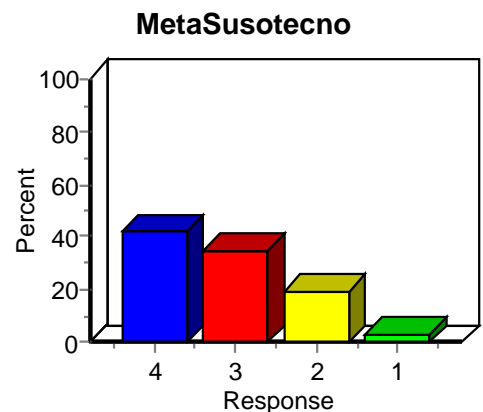
### Item Analysis: r. Capacitarme en el uso de computadoras

Label	Value	Frequency	Percent
4	4	209	36.99
3	3	188	33.27
2	2	132	23.36
1	1	35	6.19
Total Valid		564	99.82
Total Missing		1	0.18
Total		565	100.00



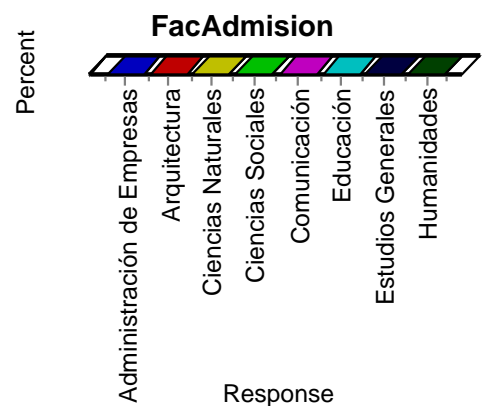
## Item Analysis: s. Capacitarme en el uso de la tecnología de la información

Label	Value	Frequency	Percent
	4	236	41.77
	3	196	34.69
	2	110	19.47
	1	19	3.36
Total Valid		561	99.29
Total Missing		4	0.71
Total		565	100.00



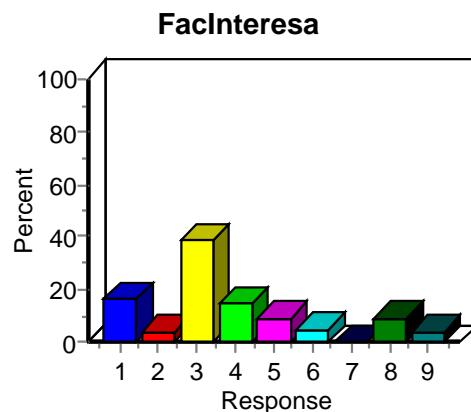
## Item Analysis: Indique la facultad de admisión al Recinto de Río Piedras de la UPR:

Label	Value	Frequency	Percent
Administración de Empresas	1	77	13.63
Arquitectura	2	13	2.30
Ciencias Naturales	3	191	33.81
Ciencias Sociales	4	83	14.69
Comunicación	5	38	6.73
Educación	6	68	12.04
Estudios Generales	7	15	2.65
Humanidades	8	65	11.50
Total Valid		550	97.35
Total Missing		15	2.65
Total		565	100.00



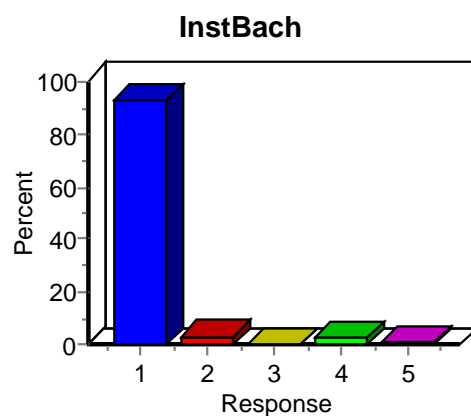
**Item Analysis: Indique la facultad/área de estudios de la que realmente interesa obtener su bachillerato:**

Label	Value	Frequency	Percent
1	1	90	15.93
2	2	22	3.89
3	3	217	38.41
4	4	83	14.69
5	5	50	8.85
6	6	29	5.13
7	7	2	0.35
8	8	51	9.03
9	9	21	3.72
Total Valid		565	100.00



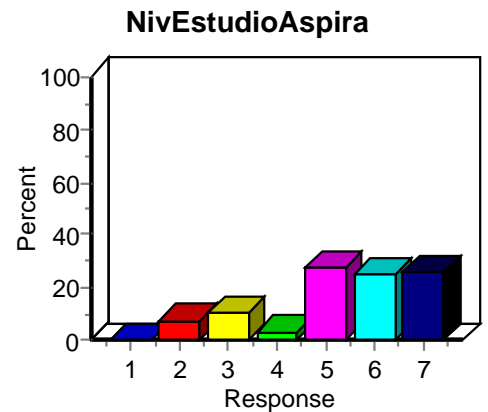
**Item Analysis: ¿Dónde espera completar sus estudios de bachillerato?**

Label	Value	Frequency	Percent
1	1	523	92.57
2	2	20	3.54
3	3	2	0.35
4	4	12	2.12
5	5	6	1.06
Total Valid		563	99.65
Total Missing		-1	0.35
Total		565	100.00



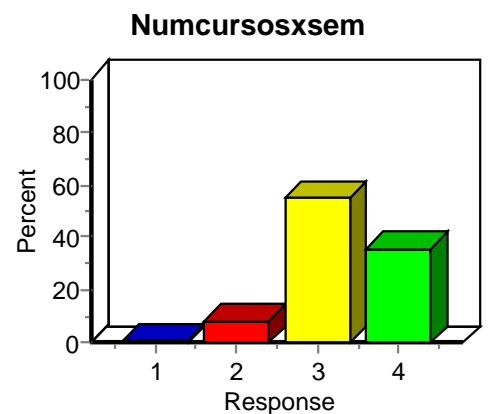
**Item Analysis: ¿Cuál es el nivel más alto de estudio que aspira obtener?**

Label	Value	Frequency	Percent
1	1	1	0.18
2	2	43	7.61
3	3	60	10.62
4	4	18	3.19
5	5	156	27.61
6	6	140	24.78
7	7	144	25.49
Total Valid		562	99.47
Total Missing		3	0.53
Total		565	100.00



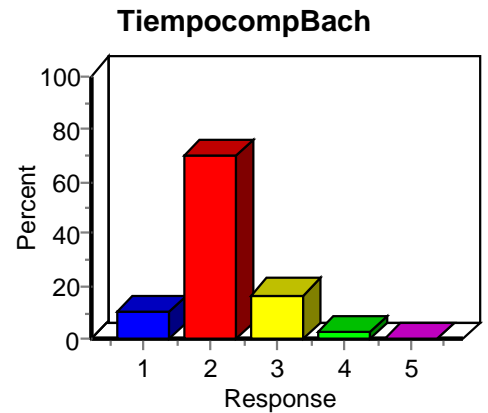
**Item Analysis: A lo largo de sus estudios universitarios de bachillerato, ¿cuántos cursos espera tomar por semestre?**

Label	Value	Frequency	Percent
1	1	4	0.71
2	2	44	7.79
3	3	310	54.87
4	4	201	35.58
Total Valid		559	98.94
Total Missing		6	1.06
Total		565	100.00



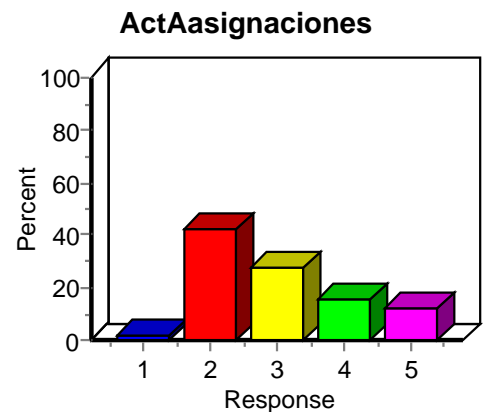
## Item Analysis: ¿En cuánto tiempo proyecta completar su bachillerato?

Label	Value	Frequency	Percent
1	1	60	10.62
2	2	393	69.56
3	3	95	16.81
4	4	14	2.48
5	5	1	0.18
Total Valid		563	99.65
Total Missing		-1	0.35
Total		565	100.00



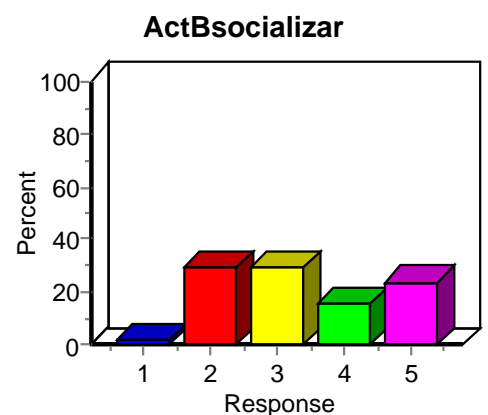
## Item Analysis: a. Estudiando/Haciendo asignaciones

Label	Value	Frequency	Percent
1	1	10	1.77
2	2	239	42.30
3	3	155	27.43
4	4	86	15.22
5	5	67	11.86
Total Valid		557	98.58
Total Missing		-1	1.42
Total		565	100.00



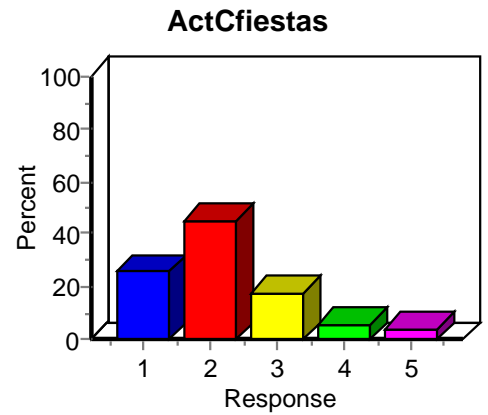
## Item Analysis: b. Socializando con amigos (incluye hablar por teléfono o celular)

Label	Value	Frequency	Percent
1	1	11	1.95
2	2	163	28.85
3	3	162	28.67
4	4	87	15.40
5	5	133	23.54
Total Valid		556	98.41
Total Missing		-1	1.59
Total		565	100.00



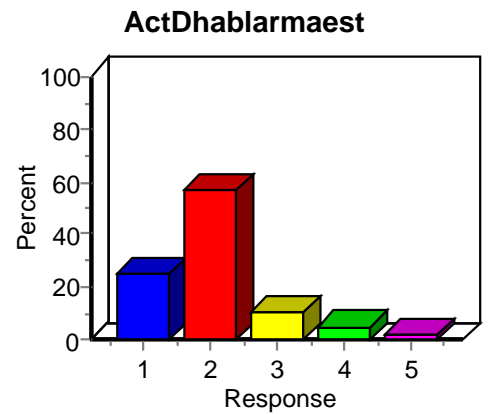
### Item Analysis: c. Fiestas

Label	Value	Frequency	Percent
1	1	146	25.84
2	2	255	45.13
3	3	101	17.88
4	4	34	6.02
5	5	21	3.72
Total Valid		557	98.58
Total Missing		8	1.42
Total		565	100.00



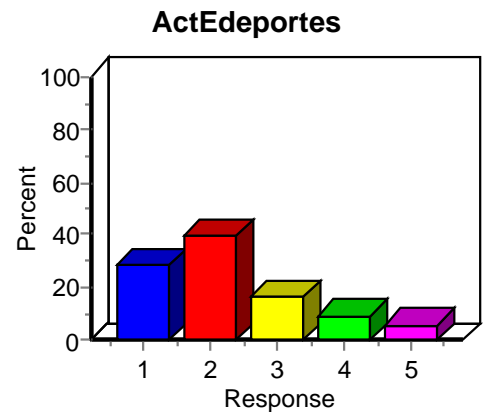
### Item Analysis: d. Hablando con maestros fuera de clase

Label	Value	Frequency	Percent
1	1	142	25.13
2	2	318	56.28
3	3	60	10.62
4	4	26	4.60
5	5	8	1.42
Total Valid		554	98.05
Total Missing		11	1.95
Total		565	100.00



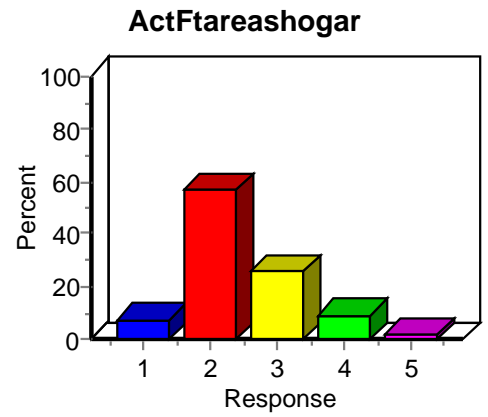
### Item Analysis: e. Haciendo ejercicio/deportes

Label	Value	Frequency	Percent
1	1	158	27.96
2	2	223	39.47
3	3	92	16.28
4	4	48	8.50
5	5	34	6.02
Total Valid		555	98.23
Total Missing		10	1.77
Total		565	100.00



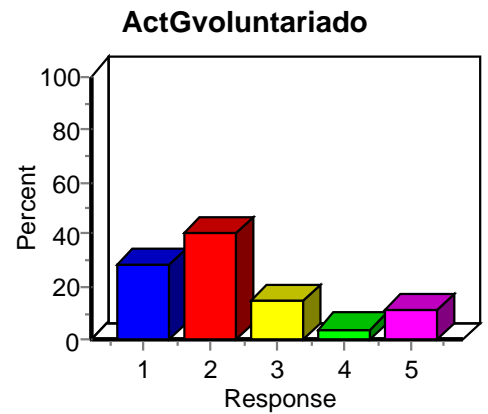
### Item Analysis: f. Haciendo tareas del hogar

Label	Value	Frequency	Percent
	1	40	7.08
	2	317	56.11
	3	145	25.66
	4	48	8.50
	5	10	1.77
Total Valid		560	99.12
Total Missing		5	0.88
Total		565	100.00



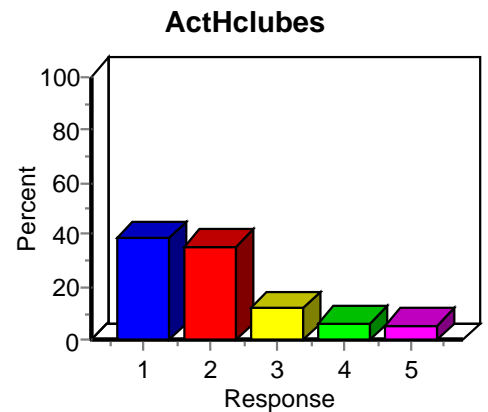
### Item Analysis: g. Trabajo voluntario/comunitario

Label	Value	Frequency	Percent
	1	160	28.32
	2	228	40.35
	3	82	14.51
	4	24	4.25
	5	64	11.33
Total Valid		558	98.76
Total Missing		7	1.24
Total		565	100.00



### Item Analysis: h. Clubes/Grupos estudiantiles

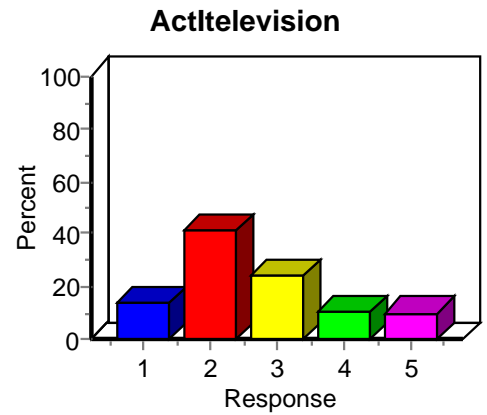
Label	Value	Frequency	Percent
	1	218	38.58
	2	200	35.40
	3	70	12.39
	4	36	6.37
	5	34	6.02
Total Valid		558	98.76
Total Missing		7	1.24
Total		565	100.00





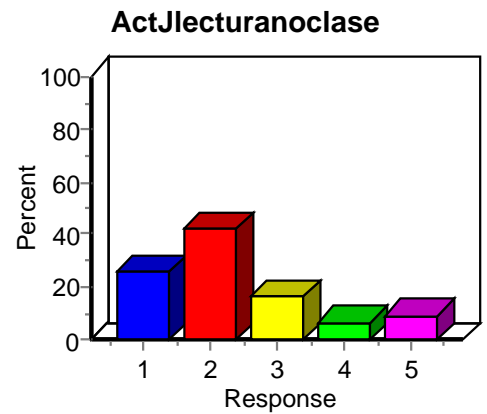
### Item Analysis: i. Viendo televisión

Label	Value	Frequency	Percent
1	1	76	13.45
2	2	232	41.06
3	3	138	24.42
4	4	59	10.44
5	5	54	9.56
Total Valid		559	98.94
Total Missing		-1	6
Total		565	100.00



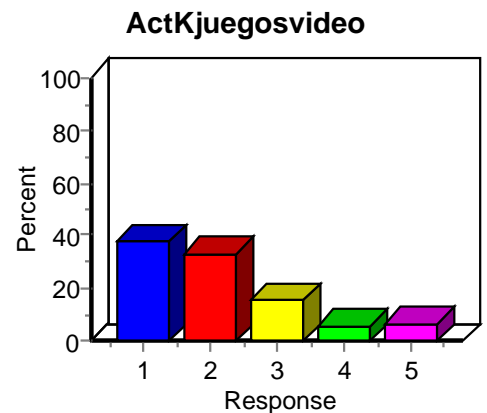
### Item Analysis: j. Lectura no relacionada a clases

Label	Value	Frequency	Percent
1	1	144	25.49
2	2	237	41.95
3	3	89	15.75
4	4	38	6.73
5	5	49	8.67
Total Valid		557	98.58
Total Missing		-1	8
Total		565	100.00



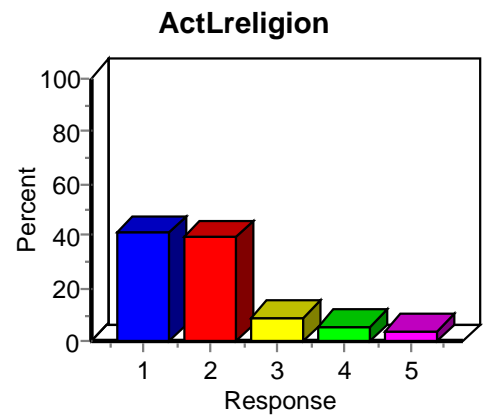
### Item Analysis: k. Jugando juegos de video/computadora

Label	Value	Frequency	Percent
1	1	216	38.23
2	2	186	32.92
3	3	87	15.40
4	4	32	5.66
5	5	36	6.37
Total Valid		557	98.58
Total Missing		-1	8
Total		565	100.00



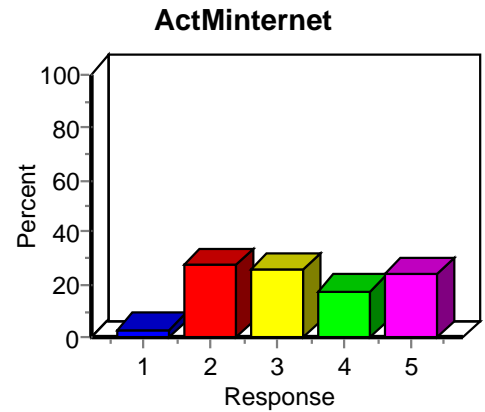
### Item Analysis: I. Actividades religiosas

Label	Value	Frequency	Percent
1	1	231	40.88
2	2	224	39.65
3	3	49	8.67
4	4	32	5.66
5	5	22	3.89
Total Valid		558	98.76
Total Missing		7	1.24
Total		565	100.00



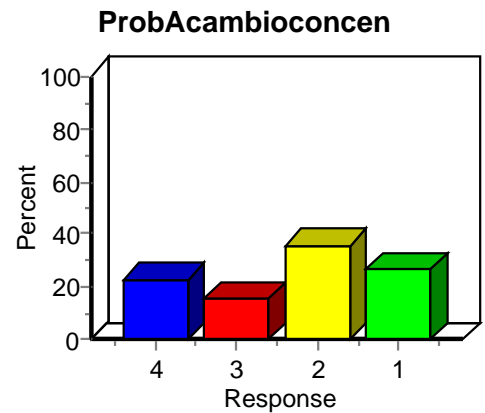
### Item Analysis: m. Usando Internet (Ej. navegar, "chat", correo electrónico, redes sociales)

Label	Value	Frequency	Percent
1	1	17	3.01
2	2	156	27.61
3	3	145	25.66
4	4	102	18.05
5	5	136	24.07
Total Valid		556	98.41
Total Missing		9	1.59
Total		565	100.00



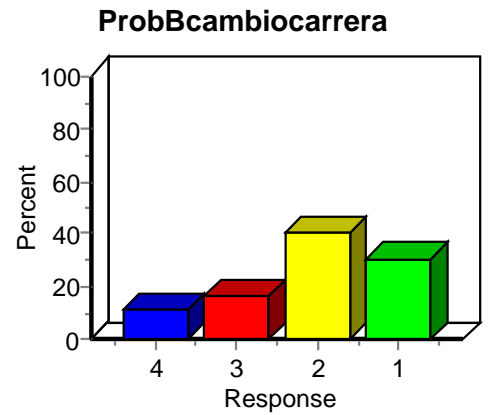
### Item Analysis: a. Cambie de concentración

Label	Value	Frequency	Percent
4	4	127	22.48
3	3	87	15.40
2	2	199	35.22
1	1	149	26.37
Total Valid		562	99.47
Total Missing		3	0.53
Total		565	100.00



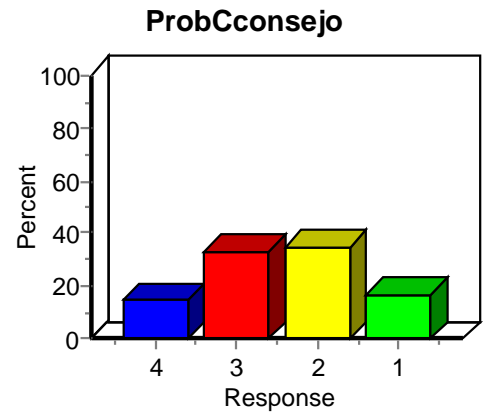
### Item Analysis: b. Cambie de carrera elegida

Label	Value	Frequency	Percent
	4	63	11.15
	3	92	16.28
	2	228	40.35
	1	173	30.62
Total Valid		556	98.41
Total Missing		9	1.59
Total		565	100.00



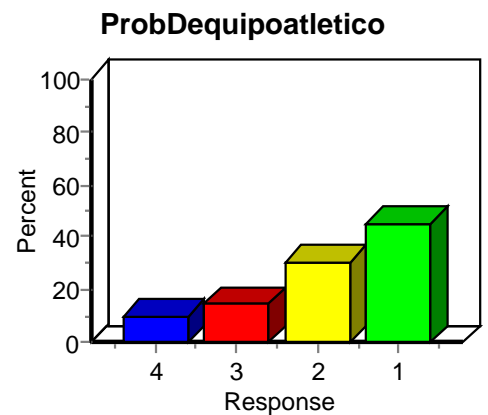
### Item Analysis: c. Participe en consejos de estudiantes (consejo general, consejo de facultad)

Label	Value	Frequency	Percent
	4	80	14.16
	3	189	33.45
	2	196	34.69
	1	96	16.99
Total Valid		561	99.29
Total Missing		4	0.71
Total		565	100.00



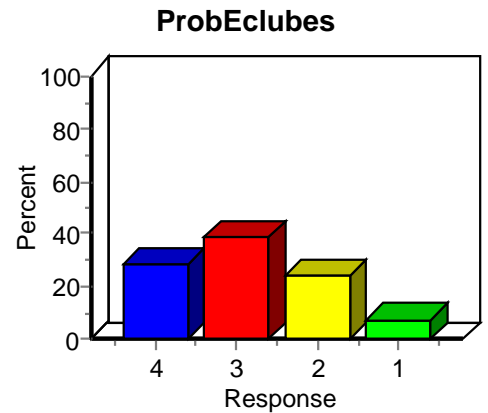
### Item Analysis: d. Sea miembro de un equipo atlético del Recinto de Río Piedras

Label	Value	Frequency	Percent
	4	53	9.38
	3	82	14.51
	2	172	30.44
	1	254	44.96
Total Valid		561	99.29
Total Missing		4	0.71
Total		565	100.00



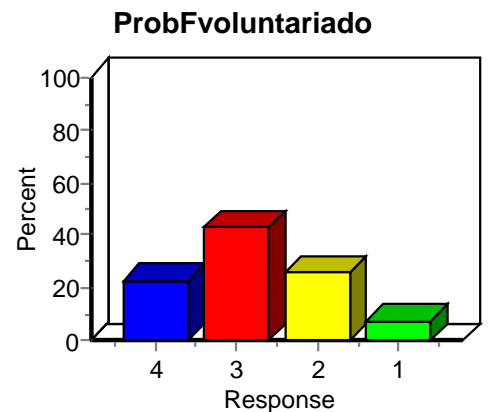
### Item Analysis: e. Participe en clubes u organizaciones estudiantiles

Label	Value	Frequency	Percent
4	4	160	28.32
3	3	220	38.94
2	2	138	24.42
1	1	43	7.61
Total Valid		561	99.29
Total Missing		4	0.71
Total		565	100.00



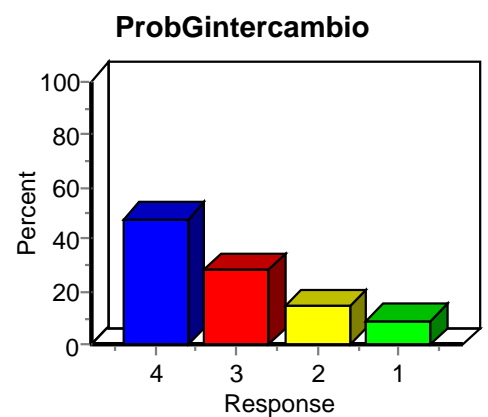
### Item Analysis: f. Participe en trabajo comunitario o voluntario

Label	Value	Frequency	Percent
4	4	128	22.65
3	3	243	43.01
2	2	146	25.84
1	1	43	7.61
Total Valid		560	99.12
Total Missing		5	0.88
Total		565	100.00



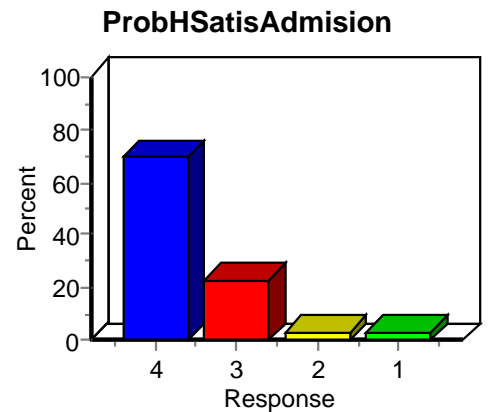
### Item Analysis: g. Participe en programas de intercambio en universidades fuera de Puerto Rico

Label	Value	Frequency	Percent
4	4	269	47.61
3	3	160	28.32
2	2	81	14.34
1	1	52	9.20
Total Valid		562	99.47
Total Missing		3	0.53
Total		565	100.00



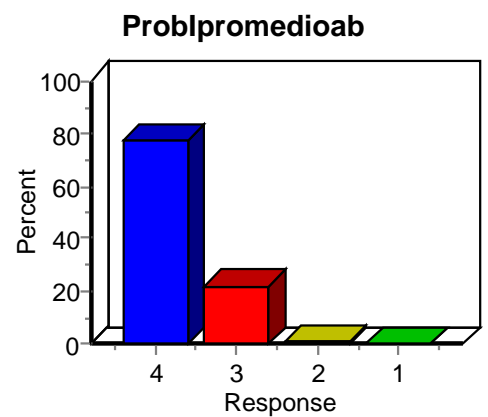
### Item Analysis: h. Esté satisfecho(a) con la facultad a la que fue admitido(a)

Label	Value	Frequency	Percent
4	4	390	69.03
3	3	129	22.83
2	2	20	3.54
1	1	20	3.54
Total Valid		559	98.94
Total Missing		6	1.06
Total		565	100.00



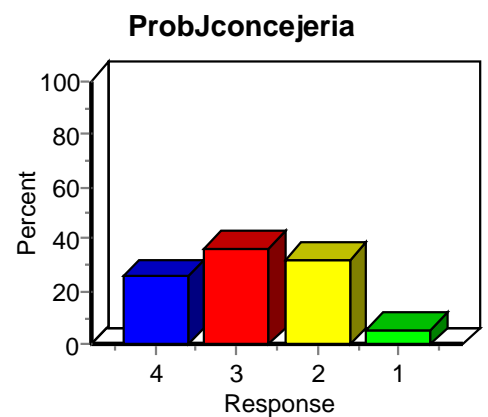
### Item Analysis: i. Obtenga un promedio académico de A o B

Label	Value	Frequency	Percent
4	4	438	77.52
3	3	121	21.42
2	2	3	0.53
1	1	0	0.00
Total Valid		562	99.47
Total Missing		3	0.53
Total		565	100.00



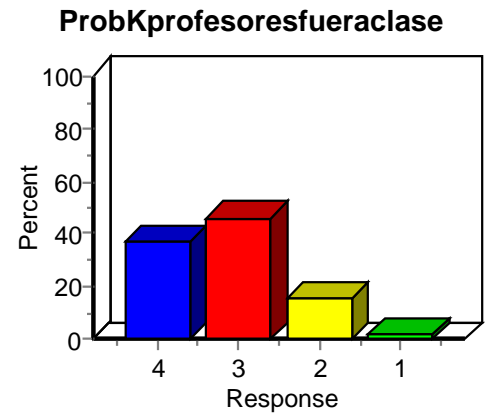
### Item Analysis: j. Busque consejería personal

Label	Value	Frequency	Percent
4	4	145	25.66
3	3	204	36.11
2	2	180	31.86
1	1	32	5.66
Total Valid		561	99.29
Total Missing		4	0.71
Total		565	100.00



## Item Analysis: k. Consulte con profesores fuera de clase

Label	Value	Frequency	Percent
	4	209	36.99
	3	259	45.84
	2	87	15.40
	1	7	1.24
Total Valid		562	99.47
Total Missing		3	0.53
Total		565	100.00



## Item Analysis: UID

Label	Value	Frequency	Percent
906426451c2f0fa5	-	1	0.18
ffffff04d96177	-	1	0.18
3db34eb90ece256	-	1	0.18
c			
4397216d0bf7add	-	1	0.18
0			
ffffff021dded7	-	1	0.18
06af43d402f9ca30	-	1	0.18
1dc37c092317fb0	-	1	0.18
8			
ab65b2ec1b50478	-	1	0.18
c			
0dac995c1381d5e	-	1	0.18
0			
95162fd50f1e2012	-	1	0.18
ffffff1599d5fe	-	1	0.18
0b6c1ca52cf9a71c	-	1	0.18
ffffff2330d017	-	1	0.18
ffffff18a4eafa	-	1	0.18
ffffff0db6e2ee	-	1	0.18
2cac394e15301d6	-	1	0.18
2			
0213e25818b3c38	-	1	0.18
f			
11e23e131696310	-	1	0.18
d			
ffffff13eafb15	-	1	0.18

Label	Value	Frequency	Percent
ffffff122ae5ee	-	1	0.18
252d62390633d1a 4	-	1	0.18
ffffff0f6232a7	-	1	0.18
c846206e00d5fbc 3	-	1	0.18
288d80501426752 e	-	1	0.18
ffffff031fbc45	-	1	0.18
5fdafc632307a327	-	1	0.18
409b14320f83ba8 9	-	1	0.18
055c6c530634d3d 5	-	1	0.18
d105d0982a29858 b	-	1	0.18
de3f11a5001b8f07	-	1	0.18
369fbe0b1fb53cd5	-	1	0.18
ffffff13affbd3	-	1	0.18
ffffff09699c60	-	1	0.18
ffffff12bd8c11	-	1	0.18
3bcfeedf03208d5b	-	1	0.18
ffffff1080bf64	-	1	0.18
44f27d6403eae5b	-	1	0.18
ffffff1ae387c9	-	1	0.18
692b9a0a076f0a3 c	-	1	0.18
2d23fd4910cab18f	-	1	0.18
ffffff0bb4c7ed	-	1	0.18
938f9cd50e5edc4 b	-	1	0.18
1d69654100e46ce 0	-	1	0.18
0bbd7ddc0041207 3	-	1	0.18
ffffff17f949fa	-	1	0.18
ae8042d9074b90e 4	-	1	0.18
ffffff0e385f02	-	1	0.18
1133beb81034dc8 d	-	1	0.18
ffffff09c9419b	-	1	0.18
2c25025f0f561336	-	1	0.18

Label	Value	Frequency	Percent
c8a3ba8c132b62d 3	-	1	0.18
ffffff07a5d9f7	-	1	0.18
ffffff121e1629	-	1	0.18
ffffff02b671d0	-	1	0.18
3f283fa3121e2f34	-	1	0.18
ffffff1b92d3b1	-	1	0.18
6a1d2eb9045f168 c	-	1	0.18
26df0f74013466b8	-	1	0.18
45d88ada25bbc93 1	-	1	0.18
5afd9da012036e5 2	-	1	0.18
ffffff16938b3b	-	1	0.18
6a16311b0752140 f	-	1	0.18
1d6e62ac079fc67 4	-	1	0.18
33df2168158395a 4	-	1	0.18
6b302c7a0c4d213 f	-	1	0.18
ffffff2276cef7	-	1	0.18
ffffff0051d7ab	-	1	0.18
ffffff273803a3	-	1	0.18
ffffff0d009ff3	-	1	0.18
ffffff12395db5	-	1	0.18
ffffff197a34e2	-	1	0.18
ffffff245ae793	-	1	0.18
ffffff057601f8	-	1	0.18
025a74ba0889aef 1	-	1	0.18
0f075ecf2a01afb6	-	1	0.18
60afd99701c06fc7	-	1	0.18
01ac84d628a61c7 b	-	1	0.18
ffffff1131a108	-	1	0.18
6080ab530c8f12a a	-	1	0.18
46346012109ada3 f	-	1	0.18
ffffff23d04d67	-	1	0.18



Label	Value	Frequency	Percent
ffffff184a114a	-	1	0.18
ffffff198692da	-	1	0.18
6667f7fa0c1aeb96	-	1	0.18
017c81bb03cab74	-	1	0.18
d			
251980d914c1052	-	1	0.18
b			
ffffff0aa8a024	-	1	0.18
31cdd7640514e0e	-	1	0.18
5			
ffffff0511a10a	-	1	0.18
2cd08a9c0529148	-	1	0.18
4			
492521d60edb522	-	1	0.18
7			
ffffff05eb7c9f	-	1	0.18
a0ef53a105ed128	-	1	0.18
b			
ffffff070434ba	-	1	0.18
83d75044029b7dd	-	1	0.18
8			
5b155319212f167	-	1	0.18
8			
ffffff1dbaca62	-	1	0.18
1d56c332051428c	-	1	0.18
e			
ffffff06ed2e0b	-	1	0.18
4def282f21f2b8a2	-	1	0.18
ffffff02a0c0fe	-	1	0.18
08b09edf0454b78	-	1	0.18
5			
2c3777911a1a050	-	1	0.18
4			
ffffff14a58f17	-	1	0.18
ffffff0aab6354	-	1	0.18
c12d10881b87cc5	-	1	0.18
4			
9c4bc9e215f7bcf8	-	1	0.18
c5e5e45223db87a	-	1	0.18
5			
95ea784910a4b40	-	1	0.18
7			
ffffff0a2f7701	-	1	0.18

Label	Value	Frequency	Percent
ffffff1b2fc9ad	-	1	0.18
40b8f4f404c5a201	-	1	0.18
c66e44000426b227	-	1	0.18
0d998cf010fe1c11	-	1	0.18
ffffff211e06e7	-	1	0.18
0b72646e16471cca	-	1	0.18
1bb850e81b73cb18	-	1	0.18
ffffff16b78299	-	1	0.18
ffffff0702efc2	-	1	0.18
ffffff0114b6c3	-	1	0.18
ffffff0306fd05	-	1	0.18
44a6de6a1da8ce1d	-	1	0.18
04a1eccc10202a06	-	1	0.18
04b8a43d15134ce4	-	1	0.18
15a7213915f9791e	-	1	0.18
ffffff05e170ed	-	1	0.18
6fcb9390169a1155	-	1	0.18
722f97e60bb87b99	-	1	0.18
071148b501967718	-	1	0.18
2520acb10c22975c	-	1	0.18
0522c5861dfe5937	-	1	0.18
33685997051d4efd	-	1	0.18
0729535204897f38	-	1	0.18
011b30141a7d5359	-	1	0.18
4da397081b5f6e58	-	1	0.18
03f384d0197575fc	-	1	0.18
06dd6f20135d66f5	-	1	0.18

Label	Value	Frequency	Percent
030b7c210b7fde1 5	-	1	0.18
ffffff2c3f3c27	-	1	0.18
ffffff1c70f3b9	-	1	0.18
ffffff0af7ddad	-	1	0.18
4b8520361351450 d	-	1	0.18
ffffff137d2158	-	1	0.18
d2fc7c080be96bc 0	-	1	0.18
0463374805ff19af	-	1	0.18
754c4a7e1db8c29 c	-	1	0.18
0c407e5e1f72f1fb	-	1	0.18
ffffff17597601	-	1	0.18
132694fc16df1c3f	-	1	0.18
86c33212092b907 f	-	1	0.18
1fdde87b00bccb6 0	-	1	0.18
63f258091286185 d	-	1	0.18
acf3e9be0745c84 5	-	1	0.18
ffffff06ff5711	-	1	0.18
ffffff08e7f5bb	-	1	0.18
ffffff07e53931	-	1	0.18
26360f161a402ea 9	-	1	0.18
561da9ad02ed4fb 3	-	1	0.18
00cdb4f809c3352 c	-	1	0.18
44f8d42402fd64af	-	1	0.18
0ce5260f0a31c71 d	-	1	0.18
ffffff0e301b71	-	1	0.18
389c5e7f035821e 6	-	1	0.18
ffffff04ad93be	-	1	0.18
340c1a2c089eedd 7	-	1	0.18
ffffff07ccc383	-	1	0.18

Label	Value	Frequency	Percent
3e9adcba0807586	-	1	0.18
5			
ffffff0f07a334	-	1	0.18
4c44e3840cb6c9c	-	1	0.18
5			
4a80592d0c5eb4f	-	1	0.18
d			
ffffff01dc80d2	-	1	0.18
3afe854c0587eb3	-	1	0.18
c			
0fcfbadf071773fb	-	1	0.18
063c8145008df4d	-	1	0.18
1			
ffffff0c21f924	-	1	0.18
ffffff0cfc8c52	-	1	0.18
363a3058107d607	-	1	0.18
d			
ffffff019d0267	-	1	0.18
ffffff0a057d41	-	1	0.18
b11a243107d8d15	-	1	0.18
6			
ffffff00c9cb34	-	1	0.18
ace335eb038be49	-	1	0.18
2			
ffffff05c84853	-	1	0.18
ffffff0e14ba28	-	1	0.18
9f0363f20bc2a372	-	1	0.18
ffffff08b88aea	-	1	0.18
11a1a89f0c8086c	-	1	0.18
0			
096d8517021dea4	-	1	0.18
b			
ffffff042c8e7f	-	1	0.18
f485e17d0ae41da	-	1	0.18
3			
ffffff05c32c6c	-	1	0.18
ffffff02a935a1	-	1	0.18
ffffff0fbd46dc	-	1	0.18
ffffff07aa889e	-	1	0.18
9ea03b3b0a01c8a	-	1	0.18
c			
3d66a7d105e5da0	-	1	0.18
f			

Label	Value	Frequency	Percent
ceaf9ffb0ceddd3f	-	1	0.18
ffffff0cacda03	-	1	0.18
5c77641e06f0d6d9	-	1	0.18
ffffff091faa59	-	1	0.18
65c873240802fd2e	-	1	0.18
15d286300cfad33e	-	1	0.18
0e7768f20651ecec	-	1	0.18
ffffff0138bcd5	-	1	0.18
ffffff08a8e3ae	-	1	0.18
ffffff0b97d34e	-	1	0.18
002b09b000841de0	-	1	0.18
77aebc5f01c7a2f9	-	1	0.18
1072663101f613f5	-	1	0.18
6a53068d127bda31	-	1	0.18
4f2412ba0098c017	-	1	0.18
30c506fe09b60cd6	-	1	0.18
ffffff05d1567f	-	1	0.18
d54f9da703eb00dc	-	1	0.18
132aece70fefa6cc	-	1	0.18
323bb1850f082309	-	1	0.18
c85dc60903f00ee7	-	1	0.18
cdd6a5e3024e2797	-	1	0.18
410b2320030140ae	-	1	0.18
2f20a1860dbf75ce	-	1	0.18
ffffff0a83d195	-	1	0.18
ffffff0086e6f8	-	1	0.18
83869866087e9932	-	1	0.18
f915b14702545ad7	-	1	0.18

Label	Value	Frequency	Percent
ffffff023dff93	-	1	0.18
90682ede0f89545 9	-	1	0.18
ffffff06dd78da	-	1	0.18
ffffff0e0ca7e0	-	1	0.18
ffffff0a8c1555	-	1	0.18
ffffff009f7767	-	1	0.18
fdb01588110fe24b	-	1	0.18
323bc5170f15275 9	-	1	0.18
537d26f501fb1eea	-	1	0.18
4e7231b0040c184 c	-	1	0.18
ffffff04e1d388	-	1	0.18
ffffff080a9c6f	-	1	0.18
ffffff08cb1cb7	-	1	0.18
ffffff062f7dd9	-	1	0.18
ffffff0d9e6ba4	-	1	0.18
f83b5b93017f1350	-	1	0.18
ffffff000d8946	-	1	0.18
01bfbcd05c9cf49	-	1	0.18
d50437db0a3cd0f 9	-	1	0.18
ffffff0759f64b	-	1	0.18
ffffff0437d4a1	-	1	0.18
4a5647d50b09ae6 a	-	1	0.18
ffffff118380d5	-	1	0.18
1eb46415022b98f 2	-	1	0.18
ffffff04d0cbac	-	1	0.18
444390bb0282a8b 4	-	1	0.18
22b954b90126ae0 3	-	1	0.18
35aca6d510847a1 9	-	1	0.18
96646fb204551d2 1	-	1	0.18
291f987f0c7a8e27	-	1	0.18
1fe1c2c602d0008 c	-	1	0.18
ffffff08a6be7c	-	1	0.18

Label	Value	Frequency	Percent
022e78870722166 3	-	1	0.18
ffffff0251406e	-	1	0.18
ffffff07f50046	-	1	0.18
00d3fdb0ab0de2 a	-	1	0.18
ffffff077ee1a2	-	1	0.18
ffffff097dc91e	-	1	0.18
ffffff10a4092b	-	1	0.18
3b4e00f20d306c9 e	-	1	0.18
60d638e801effddb	-	1	0.18
ffffff08e7a17b	-	1	0.18
ffffff0e944bf0	-	1	0.18
ffffff070e6879	-	1	0.18
ffffff08d2d13c	-	1	0.18
312b85700065cdd 8	-	1	0.18
21df650a0675f704	-	1	0.18
ffffff03f67898	-	1	0.18
c9e4599601e9db4 9	-	1	0.18
ffffff0226f120	-	1	0.18
ffffff0af19431	-	1	0.18
ffffff0d03a0e1	-	1	0.18
ffffff0d562471	-	1	0.18
ffffff0ddf4ed4	-	1	0.18
c4cf81cd21c2ddbfb	-	1	0.18
cf3bfb3411aff492	-	1	0.18
1d7497811931533 1	-	1	0.18
05f4e0a8111e499 0	-	1	0.18
488c9a2a03b5074 8	-	1	0.18
382646e91d1f1d6 e	-	1	0.18
5a1de70b0a782e7 b	-	1	0.18
ffffff0d79e006	-	1	0.18
7505c11118cb088 3	-	1	0.18
ffffff00f90682	-	1	0.18

Label	Value	Frequency	Percent
3fe6d8fb09ded9c1	-	1	0.18
ffffff02fca2cc	-	1	0.18
29ceed270043d23	-	1	0.18
7			
ffffff15a827f5	-	1	0.18
11c83e1b023101f	-	1	0.18
0			
3dd76403079fcf20	-	1	0.18
ffffff09c5caa3	-	1	0.18
ffffff16e458f5	-	1	0.18
ffffff0d64debf	-	1	0.18
1a1190c501288a4	-	1	0.18
7			
2c7e6f4d17dd82c	-	1	0.18
7			
05a41a59125d0d8	-	1	0.18
3			
ffffff218ace09	-	1	0.18
751c1c140cda6de	-	1	0.18
8			
4bf6694a17dfc9aa	-	1	0.18
4cb395aa05d5ba9	-	1	0.18
3			
5679b69700f4e5e	-	1	0.18
e			
ffffff0f29ed8d	-	1	0.18
30eebf5329ab06e	-	1	0.18
0			
ffffff0fdabd1c	-	1	0.18
ffffff14a376d7	-	1	0.18
ffffff29949a56	-	1	0.18
ffffff1c3eb718	-	1	0.18
ffffff1335a42c	-	1	0.18
3ec6c56b00a5d4e	-	1	0.18
b			
ffffff12ebb5d8	-	1	0.18
ffffff1e1112a8	-	1	0.18
20741bae1960e5b	-	1	0.18
1			
5201a99e02d38a9	-	1	0.18
c			
ffffff013c5237	-	1	0.18



Label	Value	Frequency	Percent
6948086c02cceaf 7	-	1	0.18
ffffff0c9cc9b2	-	1	0.18
0d1ed2161bb7ebd 4	-	1	0.18
7339e02c03fecdd 0	-	1	0.18
32184eb013615df b	-	1	0.18
ffffff10abd095	-	1	0.18
3d4a53ad06a97fcf	-	1	0.18
8764843e09c4bf7f	-	1	0.18
3631f4c006e9667 c	-	1	0.18
a42ec6bd1e29ec5 d	-	1	0.18
ffffff025a50d5	-	1	0.18
d6105dc10732334 8	-	1	0.18
ffffff1ca8b0bf	-	1	0.18
bae46fca15a3014 2	-	1	0.18
ffffff1697f5c9	-	1	0.18
4dd473c30abc8cc 7	-	1	0.18
075e1a61050be78 e	-	1	0.18
ffffff11b21481	-	1	0.18
ffffff1163978f	-	1	0.18
ffffff10985a21	-	1	0.18
0ff45af123aad265	-	1	0.18
ffffff129cb000	-	1	0.18
2c4899321641025 e	-	1	0.18
ffffff0c720d40	-	1	0.18
ffffff00e02f3d	-	1	0.18
54ac7cf21aaf453b	-	1	0.18
ffffff0bcdeb4a	-	1	0.18
33d6291c0610b5b a	-	1	0.18
ed8edc2a14751fcf	-	1	0.18
1d87711121e69dd 9	-	1	0.18

Label	Value	Frequency	Percent
36dcc4800844553	-	1	0.18
0			
ffffff20dd2d4c	-	1	0.18
ffffff038feb17	-	1	0.18
2a8e941f01236f0b	-	1	0.18
9d3ed1210aa9665	-	1	0.18
0			
ffffff14946a72	-	1	0.18
ffffff0d3a1823	-	1	0.18
337ee824296c11f	-	1	0.18
1			
440c399e1c7b1cc	-	1	0.18
e			
ffffff262acbb5	-	1	0.18
262b38fb028dfd76	-	1	0.18
baf2d43c0a73865	-	1	0.18
9			
ffffff06f234b4	-	1	0.18
920a9ed40835b46	-	1	0.18
2			
16fe44961c05f3ce	-	1	0.18
127580fe131b7ee	-	1	0.18
2			
68c9bbbb00411a3	-	1	0.18
c			
38d173b9060c027	-	1	0.18
9			
0eace28313a0ae9	-	1	0.18
3			
c9b04970003c51f	-	1	0.18
9			
ffffff1d0abdee	-	1	0.18
ffffff04894d59	-	1	0.18
4dae54ea11d090d	-	1	0.18
4			
ffffff09c927cd	-	1	0.18
5077d5c1056fdd6	-	1	0.18
2			
1ae804ff015a8e32	-	1	0.18
ffffff23b49d1f	-	1	0.18
ffffff0e822f5f	-	1	0.18
ffffff15bc2c7f	-	1	0.18

Label	Value	Frequency	Percent
18aae5d707bbc508	-	1	0.18
ffffff0ba74427	-	1	0.18
ffffff06c51199	-	1	0.18
06508c1e036d1e6a	-	1	0.18
0a403cfe06dcd6e	-	1	0.18
3c7378d60a293845	-	1	0.18
33e5cf570d1de738	-	1	0.18
ffffff11e80185	-	1	0.18
dcd9a5e913d859b2	-	1	0.18
ffffff0af0fd44	-	1	0.18
606694c41426ee57	-	1	0.18
52899da9001d0c44	-	1	0.18
ffffff00740817	-	1	0.18
2a629c9913bbf8e8	-	1	0.18
4ef8f3d60e93afa2	-	1	0.18
7a52d51c12427ecb	-	1	0.18
a22282b912419d4b	-	1	0.18
26c290f40848c7c5	-	1	0.18
e011ab0c170086ee	-	1	0.18
ffffff03cb7511	-	1	0.18
ffffff069fd40a	-	1	0.18
4dc00fb00bfa532	-	1	0.18
ffffff0f51c292	-	1	0.18
ffffff0fab039d	-	1	0.18
ffffff041d17aa	-	1	0.18
ffffff12dcc1d0	-	1	0.18
418bac470b586210	-	1	0.18
ffffff067b3a89	-	1	0.18
4d4906c3207c17f7	-	1	0.18

Label	Value	Frequency	Percent
ffffff0d256126	-	1	0.18
6038de5a0b7068e 4	-	1	0.18
ffffff13ecf3b8	-	1	0.18
1647f1ea17297de 4	-	1	0.18
6da06f6a02d12fc7	-	1	0.18
ffffff13fc5df5	-	1	0.18
3c42c3981b92d8f c	-	1	0.18
bd4446fc0564cea b	-	1	0.18
ffffff0a132b87	-	1	0.18
121c670204a4f62 c	-	1	0.18
3ad38c5909364e3 2	-	1	0.18
4614c6e3020a9f6 9	-	1	0.18
ffc410110ab52aea	-	1	0.18
ffffff193afcc8	-	1	0.18
44943beb120f74e 3	-	1	0.18
ffffff0d3754dc	-	1	0.18
46475e8a18c2ce6 7	-	1	0.18
319cda821713122 e	-	1	0.18
0f8d38c604b584f5	-	1	0.18
07651de70c7531a e	-	1	0.18
e171a6010789a2b 2	-	1	0.18
ffffff0ae9f4bc	-	1	0.18
3c150f820be9a1c d	-	1	0.18
f46d1b1000ba5ad 1	-	1	0.18
ffffff02bae63a	-	1	0.18
ffffff03a5ff98	-	1	0.18
ffffff0f40584a	-	1	0.18
ffffff079ddc37	-	1	0.18

Label	Value	Frequency	Percent
3ca8fb890d05e7d d	-	1	0.18
ffffff02aaa5c4	-	1	0.18
ffffff02a49580	-	1	0.18
d0b9efae1532202 6	-	1	0.18
ffffff0970caad	-	1	0.18
ffffff1db12668	-	1	0.18
ed194bbd03e95d8 3	-	1	0.18
398dcee506ac0d2 3	-	1	0.18
0d547f46076e556 5	-	1	0.18
2a307805012654d b	-	1	0.18
4184216f12fd43c2	-	1	0.18
1f076fba1f71cd4a	-	1	0.18
ffffff147ce474	-	1	0.18
ffffff042fd222	-	1	0.18
ffffff0c9c7651	-	1	0.18
ffffff0f6c20be	-	1	0.18
2adc9084163b177 c	-	1	0.18
ffffff025daf7a	-	1	0.18
978cf06c09f4100f	-	1	0.18
29b7b9571aa153e 5	-	1	0.18
938a505900e7617 e	-	1	0.18
65c6308220ec513 4	-	1	0.18
1becbe0c083972f 7	-	1	0.18
919b666d09e7e84 1	-	1	0.18
7bb9e58410b2e94 4	-	1	0.18
2aa6cd631356337 d	-	1	0.18
1235bc1f043ccc6e	-	1	0.18
d548718f018e5f6f	-	1	0.18
ffffff058c655d	-	1	0.18

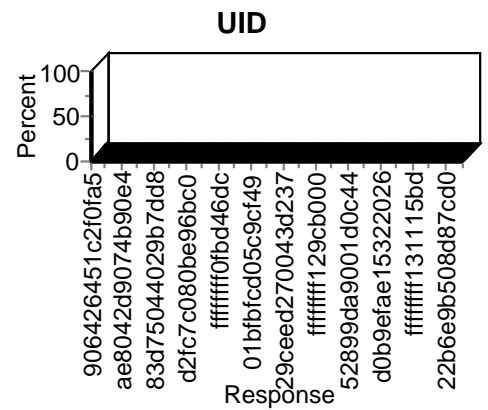
Label	Value	Frequency	Percent
2bc61146175520a 6	-	1	0.18
ffffff0c8f3545	-	1	0.18
234ab62919a6d82 2	-	1	0.18
9dcbe6eb044656a 8	-	1	0.18
b26f9f6f041362b2	-	1	0.18
5d5d7cd80bce924 9	-	1	0.18
0ef875e208d4a53 1	-	1	0.18
ffffff0111a40c	-	1	0.18
ffffff068ef2f3	-	1	0.18
12357f3402f34e38	-	1	0.18
3e767dc21fcf08f6	-	1	0.18
ffffff1d5813e2	-	1	0.18
ffffff022b1e1a	-	1	0.18
3e226efb248371d 3	-	1	0.18
ffffff064d00ef	-	1	0.18
5cab19950417e4c 1	-	1	0.18
0c60e7e30ff14984	-	1	0.18
4fb62aac0779acf0	-	1	0.18
ffffff03c5c2cf	-	1	0.18
ffffff0c385fd2	-	1	0.18
ffffff0d19f1cd	-	1	0.18
2a924df80cb2352 1	-	1	0.18
1d97ff3f08361cae	-	1	0.18
ffffff131115bd	-	1	0.18
ffffff05713f49	-	1	0.18
ffffff20535b64	-	1	0.18
5496e2a30aa8f38f	-	1	0.18
ffffff07431bcd	-	1	0.18
35f482260376bfbb	-	1	0.18
93bd6ead105438a f	-	1	0.18
ffffff07dbee9b	-	1	0.18
2a048e6c1342873 7	-	1	0.18
ffffff133ce665	-	1	0.18

Label	Value	Frequency	Percent
24a966b40a8c3f0f	-	1	0.18
0256b45308761ed 0	-	1	0.18
27d97326023908e 8	-	1	0.18
ffffff01f4bebb	-	1	0.18
ffffff0d2cf5e9	-	1	0.18
ffffff05404d04	-	1	0.18
ffffff154e22ac	-	1	0.18
ffffff0e67a25f	-	1	0.18
ffffff0cf490c4	-	1	0.18
ffffff0310a89d	-	1	0.18
e9b665bd02f58d0 d	-	1	0.18
5e5fbda80e3446a 7	-	1	0.18
1fb935db0551256 5	-	1	0.18
ffffff032bd84a	-	1	0.18
53ca6ae7021e74d 0	-	1	0.18
ffffff0e2d5a1d	-	1	0.18
ffffff159a6742	-	1	0.18
50d7746d0e5807c 6	-	1	0.18
ffffff145c09c2	-	1	0.18
80810d2e1365d28 f	-	1	0.18
ffffff018991ba	-	1	0.18
ffffff00ad8aa6	-	1	0.18
31047815170cad0 9	-	1	0.18
1c8a43660b79b9f	-	1	0.18
bb9f27720b30f619	-	1	0.18
3788f69f05fdf143	-	1	0.18
16cb45a302086eb 3	-	1	0.18
417bec1b18ebff42	-	1	0.18
4923644107267a1 6	-	1	0.18
ffffff15b6b1c2	-	1	0.18
ffffff182184c8	-	1	0.18
ffffff05b4d462	-	1	0.18

Label	Value	Frequency	Percent
267fa710145e6a5 7	-	1	0.18
ffffff163cdc55	-	1	0.18
ffffff07b78dab	-	1	0.18
6a44ecc3007f497 1	-	1	0.18
ffffff2434c9a7	-	1	0.18
ffffff1de29e6c	-	1	0.18
ffffff26aa5aa6	-	1	0.18
22b6e9b508d87cd 0	-	1	0.18
ffffff01be74c7	-	1	0.18
27488b8404f1cb5 9	-	1	0.18
26c9ff990b15821f	-	1	0.18
ffffff08d94e6e	-	1	0.18
ffffff02994a7e	-	1	0.18
8d23e6ec00a6e21 a	-	1	0.18
ffffff0c910e07	-	1	0.18
ffffff0a01b105	-	1	0.18
ffffff073365b3	-	1	0.18
ffffff00736fc9	-	1	0.18
297dde1f00be740 a	-	1	0.18
05dbf64f03dba395	-	1	0.18
70939eb60e159bd 8	-	1	0.18
3e5f7b56102ca0c d	-	1	0.18
ffffff07bce50a	-	1	0.18
1213ceaa01ac54f 3	-	1	0.18
ffffff017d8d8c	-	1	0.18
5abebb530dd1aa1 1	-	1	0.18
7b00fb5002c7c1d 4	-	1	0.18
ffffff08502f0f	-	1	0.18
102a1d6b07b911c f	-	1	0.18
6775ec0b148f1f4e	-	1	0.18



Label	Value	Frequency	Percent
0e488095006fc43	-	1	0.18
8			
2a439cf0045f48f4	-	1	0.18
ffffff0bb2d3cd	-	1	0.18
ffffff038ab1d0	-	1	0.18
ffffff1025938b	-	1	0.18
ffffff008774a3	-	1	0.18
ffffff02a3d393	-	1	0.18
Total Valid		565	100.00



## Item Analysis: IP

Label	Value	Frequency	Percent
72.50.126.208	-	1	0.18
67.206.205.246	-	1	0.18
24.42.37.166	-	1	0.18
72.50.14.27	-	1	0.18
70.45.197.184	-	1	0.18
70.45.96.35	-	1	0.18
72.50.92.100	-	1	0.18
173.211.170.109	-	1	0.18
70.45.63.247	-	1	0.18
65.23.219.229	-	1	0.18
206.248.109.38	-	1	0.18
70.45.56.255	-	1	0.18
64.237.215.144	-	1	0.18
24.139.175.125	-	1	0.18
67.203.203.96	-	1	0.18
24.171.198.11	-	1	0.18
24.138.245.41	-	1	0.18
72.50.69.87	-	1	0.18
173.211.178.117	-	1	0.18
207.204.168.14	-	1	0.18
24.139.144.54	-	1	0.18
136.145.182.24	-	14	2.48
65.23.195.108	-	1	0.18
196.28.52.1	-	8	1.42
108.108.206.51	-	1	0.18
66.50.231.47	-	1	0.18
66.50.87.68	-	1	0.18
64.237.134.8	-	1	0.18
67.206.215.35	-	1	0.18
72.50.120.243	-	1	0.18
72.50.93.26	-	1	0.18
207.204.129.70	-	1	0.18
67.203.202.196	-	1	0.18
166.137.11.100	-	1	0.18
24.42.17.125	-	1	0.18
207.204.161.219	-	1	0.18
66.50.93.230	-	1	0.18
24.139.149.212	-	1	0.18
66.50.111.95	-	1	0.18
24.42.60.225	-	1	0.18
173.215.142.192	-	1	0.18
70.45.231.102	-	1	0.18

Label	Value	Frequency	Percent
70.45.28.29	-	1	0.18
12.43.32.254	-	2	0.35
207.204.156.59	-	1	0.18
198.69.47.190	-	1	0.18
173.215.212.135	-	1	0.18
24.139.209.205	-	1	0.18
24.139.142.212	-	1	0.18
65.23.198.147	-	1	0.18
70.45.113.146	-	1	0.18
64.237.146.115	-	1	0.18
67.224.154.205	-	1	0.18
70.45.119.117	-	1	0.18
207.204.184.74	-	1	0.18
173.215.149.17	-	1	0.18
66.50.140.60	-	1	0.18
70.45.242.183	-	1	0.18
24.42.28.58	-	1	0.18
70.45.173.98	-	1	0.18
70.45.169.119	-	1	0.18
70.45.146.98	-	1	0.18
173.6.49.234	-	1	0.18
66.50.216.9	-	1	0.18
65.23.213.58	-	1	0.18
173.215.224.108	-	1	0.18
108.109.116.62	-	1	0.18
64.237.138.75	-	1	0.18
173.215.227.91	-	1	0.18
66.50.229.247	-	1	0.18
64.237.146.220	-	1	0.18
173.215.204.27	-	1	0.18
66.50.233.149	-	1	0.18
70.45.89.18	-	1	0.18
24.139.194.148	-	1	0.18
72.50.119.67	-	1	0.18
66.50.228.150	-	1	0.18
72.50.119.191	-	1	0.18
70.45.187.16	-	1	0.18
70.45.50.177	-	1	0.18
207.204.144.249	-	1	0.18
64.237.165.131	-	1	0.18
67.224.138.164	-	1	0.18
70.45.219.82	-	1	0.18
24.55.65.84	-	1	0.18

Label	Value	Frequency	Percent
66.50.141.220	-	1	0.18
173.211.133.241	-	1	0.18
24.139.153.7	-	1	0.18
67.206.203.136	-	1	0.18
64.237.166.8	-	1	0.18
72.50.26.139	-	1	0.18
173.215.129.155	-	1	0.18
204.15.145.65	-	1	0.18
70.45.183.181	-	1	0.18
24.139.89.230	-	1	0.18
72.50.63.103	-	1	0.18
64.237.177.156	-	1	0.18
24.42.39.238	-	1	0.18
67.224.169.54	-	1	0.18
70.45.93.57	-	1	0.18
24.171.224.120	-	1	0.18
65.23.242.146	-	1	0.18
70.45.76.146	-	1	0.18
64.237.177.131	-	1	0.18
67.203.201.124	-	1	0.18
74.213.115.58	-	1	0.18
68.171.231.20	-	1	0.18
136.145.182.11	-	20	3.54
66.50.250.145	-	1	0.18
24.139.187.138	-	1	0.18
173.136.47.249	-	1	0.18
24.139.200.41	-	1	0.18
70.45.131.163	-	1	0.18
70.45.25.160	-	1	0.18
174.150.162.2	-	1	0.18
70.45.86.20	-	1	0.18
70.45.101.90	-	1	0.18
173.215.174.205	-	1	0.18
67.224.204.190	-	1	0.18
173.215.214.137	-	1	0.18
70.45.155.111	-	1	0.18
72.50.11.99	-	1	0.18
166.137.11.35	-	1	0.18
70.45.219.33	-	1	0.18
207.204.188.81	-	1	0.18
64.237.168.243	-	1	0.18
64.237.180.68	-	1	0.18
66.50.193.235	-	1	0.18

Label	Value	Frequency	Percent
70.45.55.63	-	1	0.18
70.45.76.192	-	1	0.18
65.23.204.41	-	1	0.18
65.23.222.57	-	1	0.18
70.45.21.239	-	1	0.18
70.45.119.50	-	1	0.18
24.55.69.41	-	1	0.18
70.45.135.12	-	1	0.18
70.45.145.39	-	1	0.18
70.45.135.156	-	1	0.18
64.237.247.72	-	1	0.18
207.204.148.152	-	1	0.18
70.45.228.200	-	1	0.18
70.45.67.3	-	1	0.18
173.211.157.32	-	1	0.18
24.139.221.24	-	1	0.18
65.23.227.115	-	1	0.18
70.45.20.123	-	1	0.18
64.237.172.28	-	1	0.18
24.139.159.217	-	1	0.18
70.45.179.203	-	1	0.18
70.45.184.92	-	1	0.18
72.50.85.151	-	1	0.18
70.45.197.243	-	1	0.18
63.245.38.201	-	1	0.18
208.54.190.149	-	1	0.18
67.203.247.195	-	1	0.18
72.50.9.5	-	1	0.18
70.45.161.54	-	1	0.18
72.50.42.102	-	1	0.18
70.45.157.225	-	1	0.18
24.55.71.224	-	1	0.18
70.45.253.165	-	1	0.18
70.45.180.157	-	1	0.18
67.206.254.132	-	1	0.18
70.45.66.58	-	1	0.18
70.45.193.185	-	1	0.18
207.204.130.28	-	1	0.18
70.45.93.27	-	1	0.18
70.45.49.38	-	1	0.18
173.211.142.207	-	1	0.18
66.50.15.48	-	1	0.18
72.50.112.60	-	1	0.18

Label	Value	Frequency	Percent
24.42.14.108	-	1	0.18
65.23.198.238	-	1	0.18
24.171.240.128	-	1	0.18
66.50.250.53	-	1	0.18
24.138.197.121	-	1	0.18
64.237.171.205	-	1	0.18
64.237.179.138	-	1	0.18
64.237.234.136	-	1	0.18
70.45.124.107	-	1	0.18
173.215.172.94	-	1	0.18
24.171.249.75	-	1	0.18
67.224.152.75	-	1	0.18
69.79.94.147	-	1	0.18
72.50.3.50	-	1	0.18
24.139.130.106	-	1	0.18
66.50.175.247	-	1	0.18
72.50.120.148	-	1	0.18
65.23.214.163	-	1	0.18
66.50.145.241	-	1	0.18
66.50.131.247	-	1	0.18
64.213.113.67	-	1	0.18
66.50.110.243	-	1	0.18
24.138.233.38	-	1	0.18
67.206.215.45	-	1	0.18
70.45.134.74	-	1	0.18
174.150.253.138	-	1	0.18
65.23.250.36	-	1	0.18
24.42.22.117	-	1	0.18
166.137.9.150	-	1	0.18
64.237.218.232	-	1	0.18
173.215.239.216	-	2	0.35
24.138.196.51	-	1	0.18
72.50.82.144	-	1	0.18
70.45.213.1	-	1	0.18
24.54.253.100	-	1	0.18
63.245.39.209	-	1	0.18
72.50.13.50	-	1	0.18
184.210.115.90	-	1	0.18
67.215.111.213	-	2	0.35
24.42.36.96	-	1	0.18
24.55.74.127	-	1	0.18
108.109.160.26	-	1	0.18
66.50.193.229	-	1	0.18

Label	Value	Frequency	Percent
70.45.33.252	-	1	0.18
24.55.82.241	-	1	0.18
173.215.238.105	-	1	0.18
208.54.178.216	-	1	0.18
70.45.250.214	-	1	0.18
66.50.109.220	-	1	0.18
72.50.123.143	-	1	0.18
64.237.130.44	-	1	0.18
136.145.174.240	-	2	0.35
65.23.230.140	-	1	0.18
70.45.193.206	-	1	0.18
70.45.130.244	-	1	0.18
65.23.219.29	-	1	0.18
70.45.117.58	-	1	0.18
66.50.229.124	-	1	0.18
173.211.150.83	-	1	0.18
65.23.254.110	-	1	0.18
67.203.214.154	-	1	0.18
24.171.240.180	-	1	0.18
67.224.153.232	-	1	0.18
64.237.185.65	-	1	0.18
70.45.200.231	-	1	0.18
70.45.234.118	-	1	0.18
173.215.147.96	-	1	0.18
64.212.201.205	-	1	0.18
70.45.221.78	-	1	0.18
72.50.115.236	-	1	0.18
68.28.230.227	-	1	0.18
174.151.124.123	-	1	0.18
72.50.89.115	-	1	0.18
66.50.194.50	-	1	0.18
70.45.53.126	-	1	0.18
65.23.222.215	-	1	0.18
65.23.253.228	-	1	0.18
136.145.88.48	-	1	0.18
207.150.242.162	-	1	0.18
70.45.146.187	-	1	0.18
24.138.198.248	-	1	0.18
67.206.217.125	-	1	0.18
70.45.89.170	-	1	0.18
24.171.242.142	-	1	0.18
136.145.175.80	-	1	0.18
136.145.196.63	-	1	0.18

Label	Value	Frequency	Percent
66.50.154.2	-	1	0.18
66.50.172.64	-	1	0.18
67.206.232.151	-	1	0.18
136.145.189.74	-	1	0.18
63.131.244.178	-	1	0.18
24.55.73.238	-	1	0.18
173.211.165.5	-	1	0.18
67.206.193.152	-	1	0.18
24.139.189.60	-	1	0.18
216.177.197.242	-	1	0.18
24.138.230.149	-	1	0.18
207.204.164.204	-	1	0.18
64.237.224.172	-	1	0.18
65.23.241.246	-	1	0.18
65.23.249.196	-	1	0.18
66.50.194.222	-	1	0.18
24.42.52.160	-	1	0.18
70.45.6.5	-	1	0.18
70.45.39.250	-	1	0.18
70.45.183.136	-	1	0.18
66.50.250.226	-	1	0.18
64.212.206.233	-	1	0.18
65.23.198.224	-	1	0.18
64.237.155.17	-	1	0.18
24.42.9.152	-	1	0.18
70.45.93.23	-	1	0.18
207.204.164.194	-	1	0.18
24.138.233.176	-	2	0.35
24.171.202.150	-	1	0.18
24.55.84.151	-	1	0.18
66.50.35.252	-	1	0.18
67.206.233.208	-	1	0.18
108.106.39.45	-	1	0.18
72.50.0.29	-	1	0.18
24.42.52.93	-	1	0.18
24.55.84.208	-	1	0.18
173.211.157.40	-	1	0.18
24.54.223.19	-	1	0.18
24.171.241.129	-	1	0.18
64.213.112.88	-	1	0.18
204.119.22.150	-	1	0.18
67.203.246.81	-	1	0.18
65.23.211.186	-	1	0.18



Label	Value	Frequency	Percent
24.42.60.178	-	1	0.18
207.204.169.150	-	1	0.18
207.204.133.124	-	1	0.18
70.45.141.180	-	1	0.18
66.50.213.167	-	1	0.18
67.206.202.38	-	1	0.18
70.45.199.74	-	1	0.18
65.23.202.145	-	1	0.18
66.50.23.14	-	1	0.18
70.45.76.163	-	1	0.18
24.55.67.88	-	1	0.18
24.139.143.100	-	1	0.18
65.23.207.86	-	1	0.18
66.50.131.108	-	1	0.18
70.45.50.60	-	1	0.18
24.48.228.231	-	1	0.18
67.203.204.100	-	1	0.18
65.23.197.116	-	1	0.18
207.204.176.23	-	1	0.18
70.45.220.178	-	1	0.18
173.211.128.96	-	1	0.18
64.237.128.95	-	1	0.18
166.137.9.190	-	1	0.18
24.171.243.162	-	1	0.18
67.206.199.130	-	1	0.18
70.45.206.141	-	1	0.18
67.206.252.233	-	1	0.18
173.215.202.158	-	1	0.18
24.55.72.125	-	1	0.18
70.45.16.146	-	1	0.18
65.23.225.161	-	1	0.18
70.45.252.81	-	1	0.18
70.45.58.179	-	1	0.18
67.224.240.132	-	1	0.18
70.45.149.83	-	1	0.18
65.23.202.225	-	1	0.18
64.237.172.90	-	1	0.18
70.45.242.56	-	1	0.18
72.50.79.96	-	1	0.18
208.54.180.34	-	1	0.18
67.203.205.129	-	1	0.18
65.23.245.139	-	1	0.18
69.89.42.216	-	1	0.18

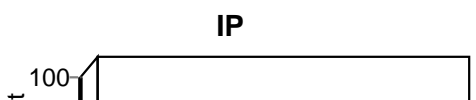
Label	Value	Frequency	Percent
24.55.73.44	-	1	0.18
70.45.124.233	-	1	0.18
24.139.133.2	-	1	0.18
66.231.171.5	-	1	0.18
136.145.83.128	-	1	0.18
173.215.190.54	-	1	0.18
72.50.79.247	-	1	0.18
67.206.210.99	-	1	0.18
70.45.146.19	-	1	0.18
70.45.9.61	-	1	0.18
173.215.191.102	-	1	0.18
64.237.171.153	-	1	0.18
173.215.202.243	-	1	0.18
66.50.88.56	-	1	0.18
67.203.196.29	-	1	0.18
199.7.208.1	-	1	0.18
70.45.181.46	-	1	0.18
173.215.192.129	-	1	0.18
173.215.216.252	-	1	0.18
136.145.81.178	-	1	0.18
24.55.72.239	-	1	0.18
66.129.163.130	-	1	0.18
70.45.58.10	-	1	0.18
24.138.201.4	-	1	0.18
199.1.156.150	-	2	0.35
72.50.87.213	-	1	0.18
70.45.163.225	-	1	0.18
64.237.225.99	-	1	0.18
64.237.184.200	-	1	0.18
70.45.71.25	-	1	0.18
24.171.240.160	-	1	0.18
64.237.179.116	-	1	0.18
136.145.175.115	-	1	0.18
72.50.21.169	-	1	0.18
207.204.178.188	-	1	0.18
173.215.209.9	-	1	0.18
173.215.190.252	-	1	0.18
70.45.146.62	-	1	0.18
24.42.42.125	-	1	0.18
70.45.233.91	-	1	0.18
64.237.248.65	-	1	0.18
72.50.80.82	-	1	0.18
65.23.214.181	-	1	0.18

Label	Value	Frequency	Percent
67.224.168.249	-	1	0.18
24.139.180.5	-	1	0.18
24.139.165.196	-	1	0.18
65.23.213.68	-	1	0.18
64.237.196.55	-	1	0.18
24.138.248.230	-	1	0.18
72.50.116.97	-	1	0.18
173.215.223.61	-	1	0.18
70.45.71.190	-	1	0.18
70.45.201.203	-	1	0.18
70.45.20.61	-	1	0.18
70.45.255.139	-	2	0.35
136.145.189.45	-	1	0.18
136.145.168.186	-	1	0.18
70.45.36.138	-	1	0.18
65.23.234.222	-	1	0.18
70.45.144.142	-	1	0.18
136.145.169.67	-	1	0.18
66.50.121.162	-	1	0.18
166.137.8.156	-	1	0.18
173.215.228.100	-	1	0.18
24.139.142.72	-	1	0.18
64.237.139.171	-	1	0.18
70.45.180.135	-	1	0.18
70.45.238.160	-	1	0.18
70.45.9.196	-	1	0.18
70.45.77.231	-	1	0.18
70.45.31.233	-	1	0.18
66.50.213.44	-	1	0.18
208.54.184.212	-	1	0.18
24.139.152.254	-	1	0.18
136.145.83.195	-	1	0.18
70.45.239.65	-	1	0.18
207.204.163.115	-	1	0.18
67.224.246.42	-	1	0.18
70.45.25.149	-	1	0.18
66.50.104.247	-	1	0.18
70.45.151.99	-	1	0.18
70.45.0.52	-	1	0.18
72.50.124.154	-	1	0.18
70.45.182.75	-	1	0.18
72.50.119.68	-	1	0.18
204.119.16.173	-	1	0.18

Label	Value	Frequency	Percent
70.45.11.198	-	1	0.18
67.206.200.233	-	1	0.18
24.42.40.141	-	1	0.18
24.139.160.143	-	1	0.18
99.206.54.96	-	1	0.18
70.45.68.98	-	1	0.18
67.203.236.143	-	1	0.18
166.214.164.191	-	1	0.18
70.45.168.64	-	1	0.18
70.45.85.135	-	1	0.18
173.215.191.107	-	1	0.18
64.237.181.197	-	1	0.18
70.45.86.92	-	1	0.18
66.50.77.223	-	1	0.18
24.55.65.15	-	1	0.18
66.50.93.33	-	1	0.18
173.211.173.222	-	1	0.18
70.45.152.150	-	1	0.18
64.237.160.249	-	1	0.18
72.50.5.221	-	1	0.18
66.50.77.234	-	1	0.18
136.145.82.121	-	1	0.18
204.15.145.136	-	1	0.18
66.50.139.133	-	1	0.18
70.45.177.24	-	1	0.18
67.224.169.222	-	1	0.18
173.211.150.7	-	1	0.18
65.23.244.132	-	1	0.18
64.212.201.180	-	1	0.18
70.45.210.1	-	1	0.18
66.50.234.17	-	1	0.18
70.45.47.158	-	1	0.18
74.82.64.17	-	1	0.18
64.237.187.13	-	1	0.18
70.45.233.140	-	1	0.18
70.45.212.110	-	1	0.18
24.139.203.122	-	1	0.18
173.211.130.21	-	1	0.18
65.23.249.215	-	1	0.18
66.50.76.184	-	1	0.18
64.209.12.141	-	1	0.18
70.45.26.131	-	1	0.18
70.45.253.177	-	1	0.18

Label	Value	Frequency	Percent
166.214.132.16	-	1	0.18
72.50.85.107	-	1	0.18
99.206.251.124	-	1	0.18
24.171.246.126	-	1	0.18
198.69.43.66	-	1	0.18
136.145.83.126	-	1	0.18
204.119.18.46	-	1	0.18
136.145.101.99	-	1	0.18
208.95.36.3	-	1	0.18
70.45.5.37	-	1	0.18
136.145.101.233	-	1	0.18
136.145.189.93	-	1	0.18
136.145.84.155	-	1	0.18
24.55.76.49	-	1	0.18
67.206.221.153	-	1	0.18
64.237.139.128	-	1	0.18
70.45.19.233	-	1	0.18
70.45.214.117	-	1	0.18
173.211.159.75	-	1	0.18
136.145.189.80	-	1	0.18
24.42.28.30	-	1	0.18
173.215.221.113	-	1	0.18
67.224.236.4	-	1	0.18
70.45.46.51	-	1	0.18
173.215.232.123	-	1	0.18
65.23.209.103	-	1	0.18
67.224.200.39	-	1	0.18
67.206.228.208	-	1	0.18
136.145.174.55	-	1	0.18
66.50.180.234	-	1	0.18
64.237.208.186	-	1	0.18
24.139.197.89	-	1	0.18
24.139.209.15	-	1	0.18
66.50.57.211	-	1	0.18
69.79.21.225	-	1	0.18
173.215.210.134	-	1	0.18
24.138.200.89	-	1	0.18
166.137.10.161	-	1	0.18
24.42.53.215	-	1	0.18
65.23.223.231	-	1	0.18
24.139.224.55	-	1	0.18
66.50.13.6	-	1	0.18
72.50.7.82	-	1	0.18

Label	Value	Frequency	Percent
196.12.168.225	-	1	0.18
207.150.251.213	-	1	0.18
66.50.232.106	-	1	0.18
108.106.236.105	-	1	0.18
Total Valid		565	100.00



## Item Analysis: Hora

Label	Value	Frequency	Percent
04:38:25PM	-	1	0.18
05:21:51PM	-	1	0.18
05:36:42PM	-	1	0.18
06:01:06PM	-	1	0.18
06:26:54PM	-	1	0.18
06:34:02PM	-	1	0.18
06:59:56PM	-	1	0.18
08:42:08PM	-	1	0.18
08:56:40PM	-	1	0.18
10:22:15PM	-	1	0.18
11:29:37PM	-	1	0.18
00:06:11AM	-	1	0.18
01:08:03AM	-	1	0.18
01:31:58AM	-	1	0.18
02:32:31AM	-	1	0.18
09:18:49AM	-	1	0.18
09:29:49AM	-	1	0.18
09:35:10AM	-	1	0.18
10:28:32AM	-	1	0.18
12:34:59AM	-	1	0.18
01:56:42PM	-	1	0.18
02:03:24PM	-	1	0.18
02:05:58PM	-	1	0.18
03:03:23PM	-	1	0.18
04:02:17PM	-	1	0.18
04:26:06PM	-	1	0.18
04:26:41PM	-	1	0.18
04:42:12PM	-	1	0.18
05:22:12PM	-	1	0.18
05:28:21PM	-	1	0.18
07:03:16PM	-	1	0.18
07:06:34PM	-	1	0.18
07:10:22PM	-	1	0.18
09:16:37PM	-	1	0.18
09:25:51PM	-	1	0.18
10:22:41PM	-	1	0.18
11:03:18PM	-	1	0.18
11:12:40PM	-	1	0.18
11:28:47PM	-	1	0.18
00:22:29AM	-	1	0.18
00:31:16AM	-	1	0.18
01:31:37AM	-	1	0.18

Label	Value	Frequency	Percent
07:58:25AM	-	1	0.18
09:12:45AM	-	1	0.18
11:28:12AM	-	1	0.18
11:59:58AM	-	1	0.18
12:08:45AM	-	1	0.18
12:47:50AM	-	1	0.18
01:45:27PM	-	1	0.18
03:15:14PM	-	1	0.18
04:21:53PM	-	1	0.18
05:00:55PM	-	1	0.18
06:16:45PM	-	1	0.18
07:56:09PM	-	1	0.18
08:24:51PM	-	1	0.18
09:14:10PM	-	1	0.18
11:31:04PM	-	1	0.18
11:50:50PM	-	1	0.18
00:22:30AM	-	1	0.18
00:23:29AM	-	1	0.18
01:38:29AM	-	1	0.18
02:01:00AM	-	1	0.18
08:51:50AM	-	1	0.18
08:59:33AM	-	1	0.18
10:12:45AM	-	1	0.18
02:05:25PM	-	1	0.18
02:16:09PM	-	1	0.18
03:12:17PM	-	1	0.18
03:28:17PM	-	1	0.18
03:28:18PM	-	1	0.18
03:36:01PM	-	1	0.18
03:39:02PM	-	1	0.18
03:44:32PM	-	1	0.18
03:48:56PM	-	1	0.18
04:10:36PM	-	1	0.18
04:11:17PM	-	1	0.18
04:15:54PM	-	1	0.18
04:16:18PM	-	1	0.18
04:28:55PM	-	1	0.18
04:33:54PM	-	1	0.18
04:37:52PM	-	1	0.18
04:45:26PM	-	1	0.18
04:49:31PM	-	1	0.18
04:56:25PM	-	1	0.18
05:04:10PM	-	1	0.18



Label	Value	Frequency	Percent
05:09:03PM	-	1	0.18
05:17:18PM	-	1	0.18
05:24:32PM	-	1	0.18
05:43:54PM	-	1	0.18
05:53:37PM	-	1	0.18
06:03:44PM	-	1	0.18
06:06:08PM	-	1	0.18
06:07:17PM	-	1	0.18
06:13:08PM	-	1	0.18
06:14:19PM	-	1	0.18
06:22:18PM	-	1	0.18
06:23:31PM	-	1	0.18
06:47:52PM	-	1	0.18
06:57:38PM	-	1	0.18
07:00:56PM	-	1	0.18
07:02:31PM	-	1	0.18
07:08:18PM	-	1	0.18
07:16:29PM	-	1	0.18
07:17:50PM	-	1	0.18
07:19:24PM	-	1	0.18
07:28:02PM	-	1	0.18
07:31:37PM	-	1	0.18
07:36:23PM	-	1	0.18
07:45:47PM	-	1	0.18
07:50:21PM	-	1	0.18
07:56:29PM	-	1	0.18
07:58:30PM	-	1	0.18
08:10:40PM	-	1	0.18
08:29:01PM	-	1	0.18
08:29:54PM	-	1	0.18
08:38:51PM	-	1	0.18
08:48:10PM	-	1	0.18
09:03:06PM	-	1	0.18
09:11:34PM	-	1	0.18
09:27:19PM	-	1	0.18
09:42:17PM	-	1	0.18
09:51:22PM	-	1	0.18
09:52:07PM	-	1	0.18
09:52:36PM	-	1	0.18
10:05:15PM	-	1	0.18
10:06:42PM	-	1	0.18
10:11:22PM	-	1	0.18
10:18:51PM	-	1	0.18

Label	Value	Frequency	Percent
10:26:43PM	-	1	0.18
10:34:35PM	-	1	0.18
10:35:31PM	-	1	0.18
10:38:02PM	-	1	0.18
11:00:04PM	-	1	0.18
11:09:30PM	-	1	0.18
11:14:38PM	-	1	0.18
11:35:47PM	-	1	0.18
11:42:46PM	-	1	0.18
11:50:44PM	-	1	0.18
11:51:02PM	-	1	0.18
11:51:30PM	-	1	0.18
11:56:59PM	-	1	0.18
00:02:09AM	-	1	0.18
00:08:56AM	-	1	0.18
00:22:02AM	-	1	0.18
00:38:27AM	-	1	0.18
00:42:54AM	-	1	0.18
00:43:46AM	-	1	0.18
01:07:38AM	-	1	0.18
01:12:36AM	-	1	0.18
01:19:27AM	-	1	0.18
01:34:52AM	-	1	0.18
03:00:26AM	-	1	0.18
03:11:16AM	-	1	0.18
08:05:12AM	-	1	0.18
08:43:08AM	-	1	0.18
09:29:18AM	-	1	0.18
10:10:49AM	-	1	0.18
10:47:37AM	-	1	0.18
11:37:08AM	-	1	0.18
11:50:58AM	-	1	0.18
12:06:29AM	-	1	0.18
12:10:11AM	-	1	0.18
12:11:54AM	-	1	0.18
01:04:48PM	-	1	0.18
01:39:50PM	-	1	0.18
01:44:36PM	-	1	0.18
01:46:22PM	-	1	0.18
01:56:58PM	-	1	0.18
02:09:43PM	-	1	0.18
02:18:35PM	-	1	0.18
03:14:48PM	-	1	0.18

Label	Value	Frequency	Percent
03:46:47PM	-	1	0.18
05:18:52PM	-	1	0.18
05:28:55PM	-	1	0.18
05:38:21PM	-	1	0.18
06:05:50PM	-	1	0.18
06:36:21PM	-	1	0.18
06:40:34PM	-	1	0.18
08:01:55PM	-	1	0.18
08:50:53PM	-	1	0.18
10:40:05PM	-	1	0.18
11:00:17PM	-	1	0.18
11:46:13PM	-	1	0.18
00:47:25AM	-	1	0.18
00:54:30AM	-	1	0.18
01:09:43AM	-	1	0.18
09:26:15AM	-	1	0.18
01:16:13PM	-	1	0.18
01:27:30PM	-	2	0.35
01:36:07PM	-	1	0.18
02:36:08PM	-	1	0.18
03:05:37PM	-	1	0.18
03:36:26PM	-	1	0.18
05:19:09PM	-	1	0.18
07:12:18PM	-	1	0.18
08:20:04PM	-	1	0.18
08:56:39PM	-	1	0.18
10:24:36PM	-	1	0.18
11:16:31PM	-	1	0.18
00:19:33AM	-	1	0.18
01:36:59AM	-	1	0.18
07:50:19AM	-	1	0.18
10:18:31AM	-	1	0.18
11:43:10AM	-	1	0.18
12:05:25AM	-	1	0.18
12:07:52AM	-	1	0.18
01:42:29PM	-	1	0.18
01:47:35PM	-	1	0.18
02:25:49PM	-	1	0.18
04:42:47PM	-	1	0.18
05:05:39PM	-	1	0.18
05:20:52PM	-	1	0.18
05:53:26PM	-	1	0.18
06:58:59PM	-	1	0.18

Label	Value	Frequency	Percent
08:06:45PM	-	1	0.18
08:28:18PM	-	1	0.18
08:33:18PM	-	1	0.18
08:49:11PM	-	1	0.18
08:59:58PM	-	1	0.18
09:03:58PM	-	1	0.18
10:20:46PM	-	1	0.18
10:43:22PM	-	1	0.18
11:14:00PM	-	1	0.18
11:28:10PM	-	1	0.18
02:55:55AM	-	1	0.18
07:47:02AM	-	1	0.18
09:05:05AM	-	1	0.18
03:46:59PM	-	1	0.18
04:15:23PM	-	1	0.18
05:07:32PM	-	1	0.18
07:00:07PM	-	1	0.18
07:01:29PM	-	1	0.18
07:33:11PM	-	1	0.18
07:48:48PM	-	1	0.18
09:17:07PM	-	1	0.18
10:22:24PM	-	1	0.18
11:05:23PM	-	1	0.18
00:14:53AM	-	1	0.18
00:21:39AM	-	1	0.18
00:39:43AM	-	1	0.18
03:56:30AM	-	1	0.18
10:31:03AM	-	1	0.18
11:15:45AM	-	1	0.18
12:09:47AM	-	1	0.18
12:28:52AM	-	1	0.18
02:43:08PM	-	1	0.18
03:49:06PM	-	1	0.18
04:04:02PM	-	1	0.18
04:04:04PM	-	1	0.18
04:24:17PM	-	1	0.18
10:07:33PM	-	1	0.18
10:56:55PM	-	1	0.18
01:10:00AM	-	1	0.18
02:16:25AM	-	1	0.18
02:28:07PM	-	1	0.18
02:46:27PM	-	1	0.18
06:20:45PM	-	1	0.18

Label	Value	Frequency	Percent
06:48:11PM	-	1	0.18
07:24:55PM	-	1	0.18
10:10:56PM	-	1	0.18
10:21:55PM	-	1	0.18
08:12:11AM	-	1	0.18
10:42:09AM	-	1	0.18
07:03:18PM	-	1	0.18
07:56:11PM	-	1	0.18
08:21:13PM	-	1	0.18
10:09:27PM	-	1	0.18
10:54:44AM	-	1	0.18
11:46:58AM	-	1	0.18
12:34:12AM	-	1	0.18
04:34:53PM	-	1	0.18
05:08:01PM	-	1	0.18
00:05:35AM	-	1	0.18
11:48:08AM	-	1	0.18
06:57:16PM	-	1	0.18
07:00:38PM	-	1	0.18
08:53:15PM	-	1	0.18
02:25:55PM	-	1	0.18
03:25:53PM	-	1	0.18
03:34:55PM	-	1	0.18
05:40:19PM	-	1	0.18
07:51:20PM	-	1	0.18
10:06:18PM	-	1	0.18
10:11:46PM	-	1	0.18
11:58:35PM	-	1	0.18
10:30:27AM	-	1	0.18
05:16:14PM	-	1	0.18
08:18:56PM	-	1	0.18
10:13:04PM	-	1	0.18
11:47:57AM	-	1	0.18
07:53:01PM	-	1	0.18
11:05:08PM	-	1	0.18
09:06:06PM	-	1	0.18
12:51:13AM	-	1	0.18
05:25:29PM	-	1	0.18
07:25:51PM	-	1	0.18
09:11:12PM	-	1	0.18
09:46:11PM	-	1	0.18
10:13:35PM	-	1	0.18
10:27:18PM	-	1	0.18

Label	Value	Frequency	Percent
10:34:51PM	-	1	0.18
11:36:33PM	-	1	0.18
11:55:00PM	-	1	0.18
00:05:03AM	-	1	0.18
00:05:46AM	-	1	0.18
00:39:32AM	-	1	0.18
01:00:42AM	-	1	0.18
09:10:34AM	-	1	0.18
11:36:47AM	-	1	0.18
12:22:11AM	-	1	0.18
12:54:56AM	-	1	0.18
02:01:24PM	-	1	0.18
02:04:34PM	-	1	0.18
03:38:23PM	-	1	0.18
04:04:43PM	-	1	0.18
04:34:52PM	-	1	0.18
04:45:48PM	-	1	0.18
05:01:08PM	-	1	0.18
07:08:46PM	-	1	0.18
07:38:24PM	-	1	0.18
08:10:31PM	-	1	0.18
09:14:38PM	-	1	0.18
09:23:20PM	-	1	0.18
09:55:07PM	-	1	0.18
01:37:20AM	-	1	0.18
10:12:00AM	-	1	0.18
02:18:50PM	-	1	0.18
02:58:09PM	-	1	0.18
06:38:43PM	-	1	0.18
07:12:48PM	-	1	0.18
08:10:42PM	-	1	0.18
09:57:09PM	-	1	0.18
10:24:45PM	-	1	0.18
11:04:58PM	-	1	0.18
11:41:26PM	-	1	0.18
00:24:02AM	-	1	0.18
00:27:20AM	-	1	0.18
07:56:36AM	-	1	0.18
05:03:49PM	-	1	0.18
05:21:36PM	-	1	0.18
05:44:51PM	-	1	0.18
06:19:45PM	-	1	0.18
06:25:34PM	-	1	0.18

Label	Value	Frequency	Percent
06:30:56PM	-	1	0.18
06:32:24PM	-	1	0.18
07:02:24PM	-	1	0.18
07:14:51PM	-	1	0.18
07:50:14PM	-	1	0.18
08:24:31PM	-	1	0.18
08:33:09PM	-	1	0.18
09:04:19PM	-	1	0.18
09:52:53PM	-	1	0.18
09:46:55AM	-	1	0.18
10:06:11AM	-	1	0.18
04:53:22PM	-	1	0.18
06:38:01PM	-	1	0.18
07:11:32PM	-	1	0.18
07:16:42PM	-	1	0.18
08:05:31PM	-	1	0.18
08:30:23PM	-	1	0.18
08:47:16PM	-	1	0.18
08:48:39PM	-	1	0.18
09:34:53PM	-	1	0.18
10:24:08PM	-	1	0.18
11:35:16PM	-	1	0.18
09:08:09AM	-	1	0.18
11:17:53AM	-	1	0.18
12:55:38AM	-	1	0.18
05:29:04PM	-	1	0.18
08:02:36PM	-	1	0.18
08:09:03PM	-	1	0.18
08:14:35PM	-	1	0.18
08:22:13PM	-	1	0.18
09:11:50PM	-	1	0.18
09:17:01PM	-	1	0.18
09:51:08PM	-	1	0.18
11:10:09PM	-	1	0.18
11:29:10PM	-	1	0.18
01:13:16AM	-	1	0.18
08:03:17AM	-	1	0.18
02:50:33PM	-	1	0.18
03:24:13PM	-	1	0.18
06:53:14PM	-	1	0.18
07:50:58PM	-	1	0.18
09:33:28PM	-	1	0.18
11:31:11PM	-	1	0.18

Label	Value	Frequency	Percent
08:39:02AM	-	1	0.18
09:56:14AM	-	1	0.18
02:30:19PM	-	1	0.18
02:42:09PM	-	1	0.18
04:50:49PM	-	1	0.18
05:03:04PM	-	1	0.18
07:20:59PM	-	1	0.18
07:39:27PM	-	1	0.18
09:54:01PM	-	1	0.18
00:23:26AM	-	1	0.18
06:35:42PM	-	1	0.18
11:20:09AM	-	1	0.18
06:35:47PM	-	1	0.18
09:11:30PM	-	1	0.18
10:53:58PM	-	1	0.18
09:14:30AM	-	1	0.18
03:29:31PM	-	1	0.18
07:16:57PM	-	1	0.18
09:29:22PM	-	1	0.18
10:13:59PM	-	1	0.18
11:17:56PM	-	1	0.18
09:34:07PM	-	1	0.18
09:46:22AM	-	1	0.18
07:12:46PM	-	1	0.18
07:32:02PM	-	1	0.18
00:09:40AM	-	1	0.18
05:39:01PM	-	1	0.18
06:21:42PM	-	1	0.18
08:09:05PM	-	1	0.18
08:25:29PM	-	1	0.18
11:03:53PM	-	1	0.18
04:17:30AM	-	1	0.18
12:27:25AM	-	1	0.18
12:51:05AM	-	1	0.18
04:37:18PM	-	1	0.18
07:44:17PM	-	1	0.18
09:01:33PM	-	1	0.18
09:07:01PM	-	1	0.18
10:11:02PM	-	1	0.18
00:01:49AM	-	1	0.18
08:51:52AM	-	1	0.18
10:59:35AM	-	1	0.18
04:10:44PM	-	1	0.18



Label	Value	Frequency	Percent
04:12:03PM	-	1	0.18
04:30:57PM	-	1	0.18
04:31:49PM	-	1	0.18
04:36:03PM	-	1	0.18
04:40:35PM	-	1	0.18
05:08:59PM	-	1	0.18
05:09:39PM	-	1	0.18
05:15:11PM	-	1	0.18
05:26:01PM	-	1	0.18
05:27:09PM	-	1	0.18
05:34:17PM	-	1	0.18
06:13:23PM	-	1	0.18
06:14:39PM	-	1	0.18
06:21:01PM	-	1	0.18
06:35:46PM	-	1	0.18
06:37:29PM	-	1	0.18
06:39:14PM	-	1	0.18
06:49:58PM	-	1	0.18
06:54:16PM	-	1	0.18
07:08:59PM	-	1	0.18
07:12:21PM	-	1	0.18
07:14:07PM	-	1	0.18
07:28:35PM	-	1	0.18
07:29:31PM	-	1	0.18
07:33:30PM	-	1	0.18
07:38:06PM	-	1	0.18
07:40:56PM	-	1	0.18
08:01:59PM	-	1	0.18
08:03:58PM	-	1	0.18
08:09:28PM	-	1	0.18
08:12:10PM	-	1	0.18
08:23:16PM	-	1	0.18
08:50:19PM	-	1	0.18
08:58:50PM	-	1	0.18
09:10:35PM	-	1	0.18
09:14:12PM	-	1	0.18
09:22:09PM	-	1	0.18
09:22:15PM	-	1	0.18
09:35:10PM	-	1	0.18
10:09:45PM	-	1	0.18
10:10:57PM	-	1	0.18
10:16:42PM	-	1	0.18
10:25:54PM	-	1	0.18

Label	Value	Frequency	Percent
10:26:45PM	-	1	0.18
10:31:01PM	-	1	0.18
10:34:08PM	-	1	0.18
10:45:27PM	-	1	0.18
10:49:36PM	-	1	0.18
10:55:32PM	-	1	0.18
10:55:40PM	-	1	0.18
11:08:21PM	-	1	0.18
11:22:12PM	-	1	0.18
00:05:08AM	-	1	0.18
01:34:24AM	-	1	0.18
03:55:21AM	-	1	0.18
04:25:36AM	-	1	0.18
10:21:28AM	-	1	0.18
01:27:01PM	-	1	0.18
01:37:43PM	-	1	0.18
03:24:10PM	-	1	0.18
04:18:32PM	-	1	0.18
04:34:16PM	-	1	0.18
05:08:23PM	-	1	0.18
05:15:25PM	-	1	0.18
05:55:42PM	-	1	0.18
06:13:52PM	-	1	0.18
06:14:45PM	-	1	0.18
06:21:45PM	-	1	0.18
06:44:37PM	-	1	0.18
07:34:35PM	-	1	0.18
08:07:02PM	-	1	0.18
08:08:13PM	-	1	0.18
08:16:48PM	-	1	0.18
08:20:26PM	-	1	0.18
08:36:38PM	-	1	0.18
09:15:44PM	-	1	0.18
09:18:53PM	-	1	0.18
10:04:38PM	-	1	0.18
10:10:54PM	-	1	0.18
10:11:28PM	-	1	0.18
10:45:40PM	-	1	0.18
10:56:42PM	-	1	0.18
11:09:01PM	-	1	0.18
00:20:09AM	-	1	0.18
00:52:08AM	-	1	0.18
03:32:25AM	-	1	0.18

Label	Value	Frequency	Percent
06:24:08AM	-	1	0.18
08:39:33AM	-	1	0.18
12:50:41AM	-	1	0.18
12:52:11AM	-	1	0.18
12:56:30AM	-	1	0.18
01:31:29PM	-	1	0.18
01:37:50PM	-	1	0.18
01:47:32PM	-	1	0.18
01:48:03PM	-	1	0.18
02:00:28PM	-	1	0.18
02:25:12PM	-	1	0.18
03:57:32PM	-	1	0.18
06:07:12PM	-	1	0.18
06:23:15PM	-	1	0.18
08:56:51PM	-	1	0.18
09:41:55PM	-	1	0.18
10:12:18PM	-	1	0.18
04:32:08AM	-	1	0.18
08:01:43AM	-	1	0.18
04:03:51PM	-	1	0.18
08:20:03PM	-	1	0.18
08:39:22PM	-	1	0.18
08:52:13PM	-	1	0.18
10:21:33PM	-	1	0.18
11:23:56PM	-	1	0.18
00:24:44AM	-	1	0.18
01:25:47AM	-	1	0.18
08:31:23AM	-	1	0.18
02:30:31PM	-	1	0.18
11:57:22PM	-	1	0.18
03:07:40PM	-	1	0.18
08:19:55PM	-	1	0.18
08:30:58PM	-	1	0.18
10:27:43AM	-	1	0.18
03:47:26PM	-	1	0.18
04:03:36PM	-	1	0.18
06:43:03PM	-	1	0.18
10:59:43AM	-	1	0.18
05:39:46PM	-	1	0.18
03:03:00AM	-	1	0.18
08:36:08PM	-	1	0.18
04:29:54PM	-	1	0.18
07:27:36PM	-	1	0.18

Label	Value	Frequency	Percent
11:33:02AM	-	1	0.18
01:29:09AM	-	1	0.18
07:29:05PM	-	1	0.18
11:07:38AM	-	1	0.18
10:04:03PM	-	1	0.18
10:46:17PM	-	1	0.18
Total Valid		565	100.00

## Item Analysis: Fecha

Label	Value	Frequency	Percent
8/23/2010	-	11	1.95
8/24/2010	-	28	4.96
8/25/2010	-	19	3.36
8/26/2010	-	83	14.69
8/27/2010	-	42	7.43
8/28/2010	-	16	2.83
8/29/2010	-	25	4.42
8/30/2010	-	13	2.30
8/31/2010	-	15	2.65
9/1/2010	-	9	1.59
9/2/2010	-	6	1.06
9/3/2010	-	5	0.88
9/4/2010	-	5	0.88
9/5/2010	-	1	0.18
9/6/2010	-	7	1.24
9/7/2010	-	4	0.71
9/8/2010	-	3	0.53
9/9/2010	-	1	0.18
9/10/2010	-	10	1.77
9/11/2010	-	21	3.72
9/12/2010	-	11	1.95
9/13/2010	-	17	3.01
9/14/2010	-	13	2.30
9/15/2010	-	13	2.30
9/16/2010	-	8	1.42
9/17/2010	-	9	1.59
9/18/2010	-	2	0.35
9/19/2010	-	4	0.71
9/20/2010	-	6	1.06
9/22/2010	-	1	0.18
9/24/2010	-	3	0.53
9/25/2010	-	6	1.06
9/26/2010	-	8	1.42
9/27/2010	-	56	9.91
9/28/2010	-	31	5.49
9/29/2010	-	21	3.72
9/30/2010	-	8	1.42
10/1/2010	-	5	0.88
10/2/2010	-	3	0.53
10/3/2010	-	4	0.71
10/4/2010	-	2	0.35
10/5/2010	-	2	0.35

Label	Value	Frequency	Percent
10/7/2010	-	2	0.35
10/8/2010	-	1	0.18
10/9/2010	-	2	0.35
10/24/2010	-	1	0.18
11/14/2010	-	1	0.18
11/16/2010	-	1	0.18
Total Valid		565	100.00